



# INDEXABLE TOOLS HOLDER AND FACING CUTTER

可转位刀杆、刀盘



## MILLING

### 铣削

square shoulder facing cutter90 方肩铣刀盘90°	P33
Face milling cutter75° 面铣刀盘75°	P35
Face milling cutter45° 面铣刀盘45°	P36
Face milling cutter 面铣刀盘	P38
Milling tool holder90° 铣刀杆90°	P41
Profiling milling tool holder 仿型铣刀杆	P44

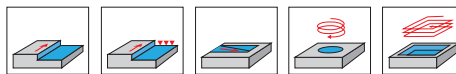
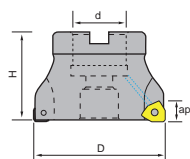
## TURNING

### 车削

Description of external diameter turning tool 外径车刀杆型号说明	P47
Types of external diameter turning tool 外径车刀杆种类	P48
Description of internal diameter turning tool 内径车刀杆型号说明	P75
Types of of internal diameter turning tool 内径车刀杆种类	P76
Threaded turning tool holder 螺纹车刀杆	P96
Threaded milling tool holder 螺纹铣刀杆	P99
Types of tools holder for Cutting Grooves 切槽切断刀杆种类	P101
External diameter groove cutting tool holder 外径切槽切断刀杆	P103
Internal diameter groove cutting tool holder 内径切槽刀杆	P110
End face grooving tool holder 端面切槽刀杆	P113

## Square shoulder facing cutter 90° XN..0806

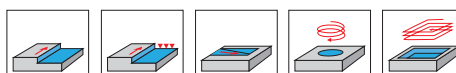
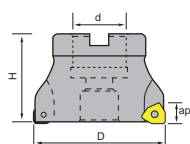
90° 方肩铣刀盘 XN..0806



Order No.	F	D	d	H	ap	Inserts	Screw	Wrench
XNE08-050-022-04F	4	50	22	40	7	XN..0806	M4x11	T15
XNE08-050-022-05F	5	50	22	40	7			
XNE08-063-022-06F	6	63	22	40	7			
XNE08-063-022-07F	7	63	22	40	7			
XNE08-080-027-07F	7	80	27	50	7			
XNE08-080-027-09F	9	80	27	50	7			
XNE08-100-032-08F	8	100	32	50	7			
XNE08-100-032-11F	11	100	32	50	7			
XNE08-125-400-11F	11	125	40	63	7			
XNE08-160-040-12F	12	160	40	63	7			

## Square shoulder facing cutter 90° XN..0403

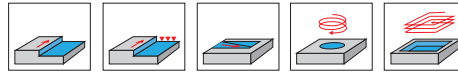
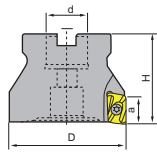
90° 方肩铣刀盘 XN..0403



Order No.	F	D	d	H	ap	Inserts	Screw	Wrench
XNE04-050-022-04F	6	50	22	50	4	XN..0403	M2.5x12	T8
XNE04-063-022-07F	7	63	22	50	4			
XNE04-063-254-07F	7	63	25.4	50	4			

## 90° Face Milling APKT16

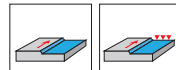
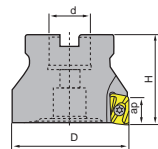
90° 方肩面铣刀盘 APKT16



Order No.	F	D	d	H	ap	Inserts	Screw	Wrench
BAP400R-050-220-04F	4	50	22	47	14	AP..1604	M4x9	T15
BAP400R-063-220-04F	4	63	22	47	14			
BAP400R-050-254-04F	4	50	25.4	42	14			
BAP400R-063-254-04F	4	63	25.4	47	14			
BAP400R-080-270-05F	5	80	27	50	14			
BAP400R-080-270-06F	6	80	27	50	14			
BAP400R-100-320-06F	6	100	32	50	14			
BAP400R-125-400-07F	7	125	40	63	14			
BAP400R-160-400-08F	8	160	40	63	14			
BAP400R-200-600-10F	10	200	60	63	14			

## Square shoulder facing cutter 90° R390-11T3

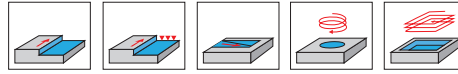
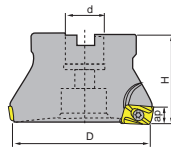
90° 方肩铣刀盘 R390-11T3



Order No.	F	D	d	H	ap	Inserts	Screw	Wrench
R390-050-022-04F	4	50	22	40	11	R390-11T3	TS2.5x8	T8
R390-050-022-05F	5	50	22	40	11			
R390-063-022-05F	5	63	22	40	11			
R390-063-022-06F	6	63	22	40	11			
R390-080-027-06F	6	80	27	50	11			
R390-080-027-08F	8	80	27	50	11			
R390-100-032-07F	7	100	32	50	11			
R390-100-032-10F	10	100	32	50	11			

## 75° Face Milling APKT16

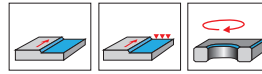
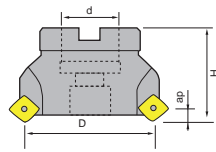
75° 面铣刀盘 APKT16



Order No.	F	D	d	H	ap	Inserts	Screw	Wrench
RAP400R-063-220-04F	4	63	22	47	8	AP..1604	M4x9	T15
RAP400R-080-270-05F	5	80	27	50	8			
RAP400R-100-320-06F	6	100	32	50	8			
RAP400R-125-400-07F	6	125	40	63	8			

## Face milling cutter 45° SE..1204

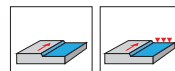
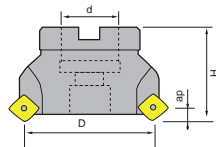
45° 铣刀盘 SE..1204



Order No.	F	D	d	H	ap	Inserts	Screw	Wrench
PSE12-050-220-02T	4	50	22	40	6	SE..1204	M5x6	T20
PSE12-063-220-02T	5	63	22	45	6			
PSE12-063-254-02T	5	63	25.4	45	6			
PSE12-080-270-02T	6	80	27	50	6			
PSE12-080-317-02T	6	80	31.75	50	6			
PSE12-100-320-02T	6	100	32	32	6			
PSE12-100-317-02T	6	100	31.75	32	6			
PSE12-125-400-02T	8	125	40	63	6			
PSE12-125-381-02T	8	125	38.1	63	6			
PSE12-160-400-02T	10	160	40	63	6			
PSE12-160-508-02T	10	160	50.8	63	6			
PSE12-200-476-02T	12	200	47.62	63	6			
PSE12-250-476-02T	14	250	47.62	63	6			

## 45° Face Milling SN..1205

45° 面铣刀盘 SN..1205

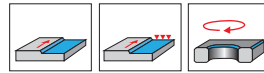
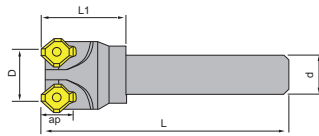


Order No.	F	D	d	H	ap	Inserts	Screw	Wrench
SN12-050-220-04F	4	50	22	40	6	SN..1205 ON..0504	M4x15	T15
SN12-063-220-05F	5	63	22	40	6			
SN12-063-224-05F	5	63	25.4	40	6			
SN12-080-270-06F	6	80	27	50	6			
SN12-080-224-06F	6	80	25.4	50	6			
SN12-100-320-08F	8	100	32	50	6			
SN12-100-317-08F	8	100	31.75	50	6			
SN12-125-400-10F	10	125	40	63	6			
SN12-125-381-10F	10	125	38.1	63	6			
SN12-160-400-12F	12	160	40	63	6			
SN12-160-580-12F	12	160	50.8	63	6			
SN12-200-476-14F	14	200	47.62	63	6			
SN12-200-600-14F	14	250	60	63	6			



## Milling tool holder 45° SE..1204

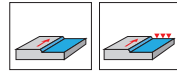
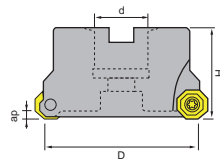
45 ° 铣刀杆 SE..1204



Order No.	D	L1	L	d	F	ap	Inserts	Screw	Wrench
SE12-032-20-02F	32	45	110	20	2	6	SE..1204	M5x6	T20
SE12-040-20-02F	40	45	110	20	3	6			
SE12-050-20-02F	50	45	120	20	4	6			
SE12-050-25-02F	50	45	120	25	4	6			
SE12-063-25-02F	63	45	120	25	5	6			
SE12-063-32-02F	63	45	120	32	5	6			

## Face milling cutter OF..05T3

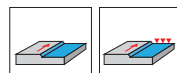
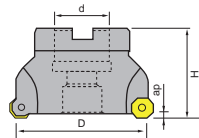
面铣刀盘 OF..05T3



Order No.	F	D	d	H	ap	Inserts	Screw	Wrench
OF05-050-220-05F	5	50	22	40	3	OF..05T3	M4x6	T15
OF05-063-220-05F	6	63	22	40	3			
OF05-063-254-05F	6	63	25.4	50	3			
OF05-080-224-07F	7	80	25.4	50	3			
OF05-080-270-07F	7	80	27	50	3			
OF05-100-317-08F	8	100	31.75	50	3			
OF05-100-320-08F	8	100	32	50	3			
OF05-125-381-09F	9	125	38.1	63	3			
OF05-125-400-09F	9	125	40	63	3			
OF05-160-508-11F	11	160	50.8	63	3			

## Face milling cutter ONMU 0806

面铣刀盘 ONMU 0806

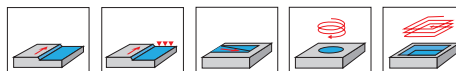
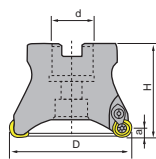


Order No.	F	D	d	H	ap	Inserts	Screw	Wrench
ONM08-063-220-05F	5	63	22	40	5.5	ON..0806	M5x13	T20
ONM08-080-270-06F	6	80	27	50	5.5			
ONM08-080-270-08F	8	80	27	50	5.5			
ONM08-100-320-07F	7	100	32	50	5.5			
ONM08-100-320-10F	10	100	32	50	5.5			
ONM08-125-400-08F	8	125	40	63	5.5			
ONM08-125-400-12F	12	125	40	63	5.5			
ONM08-160-400-10F	10	160	40	63	5.5			
ONM08-160-400-15F	15	160	40	63	5.5			
ONM08-200-600-12F	12	200	60	63	5.5			
ONM08-200-600-18F	18	200	60	63	5.5			
ONM08-250-600-14F	14	250	60	63	5.5			



## Face milling cutter RP..1003MO

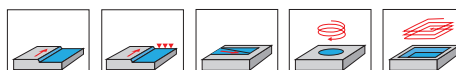
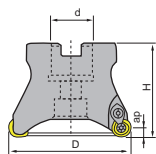
面铣刀盘 RP..1003MO



Order No.	F	D	d	H	a	Inserts	Screw	Wrench
EMR 5R050-220-04F	4	50	22	42	5	RP..1003MO	M4x8	T15
EMR 5R050-254-04F	4	50	25.4	42	5			
EMR 5R063-220-04F	4	63	22	47	5			
EMR 5R063-254-04F	4	63	25.4	47	5			
EMR 5R080-270-05F	5	80	27	50	5			
EMR 5R080-270-06F	6	80	27	50	5			
EMR 5R100-320-06F	6	100	32	50	5			
EMR 5R125-400-07F	7	125	40	63	5			

## Face milling cutter RP..1204MO

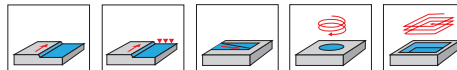
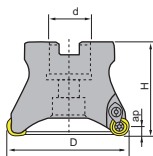
面铣刀盘 RP..1204MO



Order No.	F	D	d	H	ap	Inserts	Screw	Wrench
EMRW 6R050-220-04F	4	50	22	47	6	RP..1204MO	M4x9	T15
EMRW 6R050-254-04F	4	50	25.4	42	6			
EMRW 6R063-220-04F	4	63	22	47	6			
EMRW 6R063-254-04F	4	63	25.4	47	6			
EMRW 6R080-270-05F	5	80	27	50	6			
EMRW 6R080-270-06F	6	80	27	50	6			
EMRW 6R100-320-06F	6	100	32	50	6			
EMRW 6R125-400-07F	6	125	40	63	6			
EMRW 6R160-400-08F	8	160	40	63	6			
EMRW 6R200-400-10F	10	200	60	63	6			

## Face milling cutter RD..1003MO/RD..1204MO/RD..1604MO

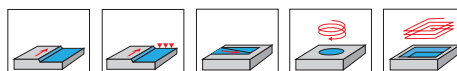
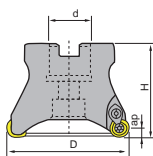
面铣刀盘 RD..1003MO/RD..1204MO/RD..1604MO



Order No.	F	D	d	H	a	Inserts	Screw	Wrench
FRS 5R050-220-04F	4	50	22	42	5	RD..10T3MO	M4x9	T15
FRS 5R063-220-04F	4	63	22	47	5			
FRS 6R050-220-04F	4	50	22	42	6	RD..1204MO	M4x9	T15
FRS 6R063-220-04F	4	63	22	47	6			
FRS 6R080-270-05F	5	80	27	50	6			
FRS 6R080-270-06F	6	80	27	50	6			
FRS 6R100-320-06F	6	100	32	50	6			
FRS 8R100-320-06F	6	100	32	50	8			
FRS 6R125-400-06F	6	125	40	63	6	RD..1604MO	M5x12	T20
FRS 8R063-220-04F	4	63	22	47	8			
FRS 8R080-270-05F	5	80	27	50	8			
FRS 8R100-320-06F	6	100	32	50	8			
FRS 8R125-400-06F	6	125	40	63	8			

## Face milling cutter RC..1003MO/RC..1204MO

面铣刀盘 RC..1003MO/RC..1204MO

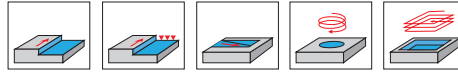
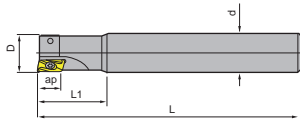


Order No.	F	D	d	H	a	Inserts	Clamp	Screw	Wrench
FR200 5R050-220-04F	4	50	22	47	5	RC..10T3MO	RC-0511	M4x9	T15
FR200 5R050-254-04F	4	50	25.4	42	5				
FR200 5R063-220-04F	4	63	22	47	5				
FR200 5R063-254-04F	4	63	25.4	47	5				
FR200 5R080-270-05F	5	80	27	50	5	RC..1204MO	RC-06	M4x9	T15
FR200 5R100-320-06F	6	100	32	50	5				
FR200 6R050-220-04F	4	50	22	42	6				
FR200 6R050-254-04F	4	50	25.4	42	6				
FR200 6R063-220-04F	4	63	22	47	6				
FR200 6R063-254-04F	4	63	25.4	47	6				
FR200 6R080-270-05F	5	80	27	50	6	RC..1204MO	RC-06	M4x9	T15
FR200 6R100-320-06F	6	100	32	50	6				



## Milling tool holder 90° APKT16

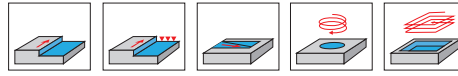
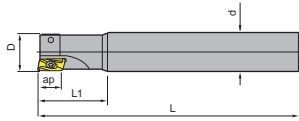
90° 铣刀杆 APKT16



Order No.	F	D	d	L1	L	ap	Inserts	Screw	Wrench
BAP400R C24-25-160-2F	2	25	24	50	160	14	AP..1604	M4x9	T15
BAP400R C24-25-200-2F	2	25	24	50	200	14			
BAP400R C24-25-250-2F	2	25	24	60	250	14			
BAP400R C25-25-160-2F	2	25	25	50	160	14			
BAP400R C25-25-200-2F	2	25	25	60	200	14			
BAP400R C25-25-250-2F	2	25	25	70	250	14			
BAP400R C25-26-160-2F	2	26	25	50	160	14			
BAP400R C25-26-200-2F	2	26	25	50	200	14			
BAP400R C25-26-250-2F	2	26	25	60	250	14			
BAP400R C25-30-160-2F	2	30	25	50	160	14			
BAP400R C25-30-200-2F	2	30	25	50	200	14			
BAP400R C25-30-250-2F	2	30	25	60	250	14			
BAP400R C32-32-160-2F	2	32	32	50	160	14			
BAP400R C32-32-200-2F	2	32	32	50	200	14			
BAP400R C32-32-250-2F	2	32	32	60	250	14			
BAP400R C32-35-160-3F	3	35	32	50	160	14			
BAP400R C32-35-200-3F	3	35	32	50	200	14			
BAP400R C32-35-250-3F	3	35	32	60	250	14			
BAP400R C32-35-300-3F	3	35	32	60	300	14			
BAP400R C32-35-350-3F	3	35	32	60	350	14			
BAP400R C32-40-160-3F	3	40	32	50	160	14			
BAP400R C32-40-200-3F	3	40	32	50	200	14			
BAP400R C32-40-250-3F	3	40	32	50	250	14			
BAP400R C32-40-300-3F	3	40	32	50	300	14			

## Milling tool holder 90° APKT1135

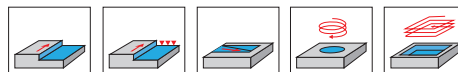
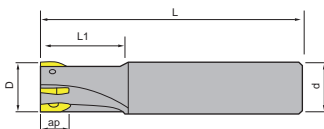
90° 铣刀杆 APKT1135



Order No.	F	D	d	L1	L	ap	Inserts	Screw	Wrench
BAP300R C12-12-100-1F	1	12	12	30	100	10	AP..1135	M2.5x2.5	T8
BAP300R C12-12-130-1F	1	12	12	30	120	10			
BAP300R C12-12-160-1F	1	12	12	40	150	10			
BAP300R C12-13-130-1F	1	13	12	30	120	10			
BAP300R C15-16-130-2F	2	16	15	30	120	10			
BAP300R C15-16-160-2F	2	16	15	40	160	10			
BAP300R C15-16-200-2F	2	16	15	50	200	10			
BAP300R C16-16-130-2F	2	16	16	30	120	10			
BAP300R C16-16-160-2F	2	16	16	40	160	10			
BAP300R C16-16-200-2F	2	16	16	50	200	10			
BAP300R C16-17-130-2F	2	17	16	30	120	10			
BAP300R C16-17-160-2F	2	17	16	40	160	10			
BAP300R C16-17-200-2F	2	17	16	50	200	10			
BAP300R C19-20-160-2F	2	20	19	40	160	10			
BAP300R C19-20-200-2F	2	20	19	50	200	10			
BAP300R C20-20-160-2F	2	20	20	40	160	10			
BAP300R C20-20-200-2F	2	20	20	50	200	10			
BAP300R C20-21-160-2F	2	21	20	40	160	10			
BAP300R C20-21-200-2F	2	21	20	50	200	10			
BAP300R C24-25-160-3F	3	25	24	40	160	10			
BAP300R C24-25-200-3F	3	25	24	50	200	10			
BAP300R C25-25-160-3F	3	25	25	40	160	10			
BAP300R C25-25-200-3F	3	25	25	50	200	10			

## Milling tool holder 90° XN..0403

90° 铣刀杆 XN..0403

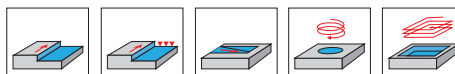
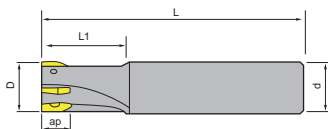


Order No.	F	D	d	L1	L	ap	Inserts	Screw	Wrench
XNE04-C20-20-150-4T	4	20	20	40	150	3	XN..0403	M2.5x12	T8
XNE04-C25-25-150-4T	4	25	25	40	150	4			
XNE04-C32-32-150-4T	4	32	32	45	200	5			



## Internal cooling milling tool holder 90° XN..0403

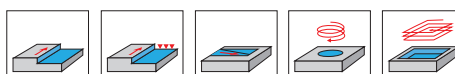
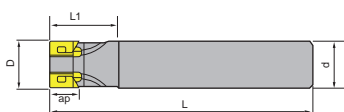
90° 内冷铣刀杆 XN..0403



Order No.	F	D	d	L1	L	ap	Inserts	Screw	Wrench
XNE04S-C20-20-110-3F	3	20	20	28	110	4	XN..0403	M2.5x12	T8
XNE04S-C20-20-150-3F	3	20	20	28	150	4			
XNE04S-C25-25-120-4F	4	25	25	28	120	4			
XNE04S-C25-25-170-4F	4	25	25	28	170	4			
XNE04S-C30-32-160-5F	5	32	30	30	160	4			
XNE04S-C30-32-195-4F	5	32	30	30	195	4			

## Milling tool holder 90° R390-11T3

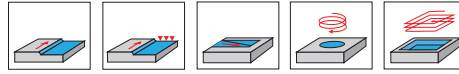
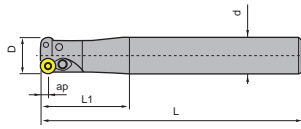
90° 铣刀杆 R390-11T3



Order No.	F	D	d	L1	L	ap	Inserts	Screw	Wrench
R390-C16-16-150-2F	2	16	16	30	150	11	R390-11T3	M2.5x7	T8
R390-C16-17-150-2F	2	17	16	30	150	11			
R390-C16-18-150-2F	2	18	16	30	150	11			
R390-C20-20-150-2F	2	20	20	30	150	11			
R390-C20-20-150-3F	3	20	20	30	150	11			
R390-C21-20-150-2F	2	21	20	30	150	11			
R390-C22-20-150-3F	3	22	20	30	150	11			
R390-C25-25-150-2F	2	25	25	30	150	11			
R390-C25-25-150-3F	3	25	25	30	150	11			
R390-C32-30-150-3F	3	30	32	30	150	11			
R390-C32-32-150-3F	3	32	32	35	150	11			
R390-C32-32-150-5F	5	32	32	35	150	11			
R390-C32-33-150-3F	3	33	32	35	150	11			
R390-C32-33-150-5F	5	33	32	35	150	11			
R390-C32-35-150-3F	3	35	32	35	150	11			
R390-C32-35-150-5F	5	35	32	35	150	11			
R390-C32-40-150-4F	4	40	32	35	150	11			
R390-C32-40-150-5F	5	40	32	35	150	11			
R390-C32-40-150-6F	6	40	32	35	150	11			

## Profiling milling tool holder RP..1003

仿型铣刀杆 RP..1003

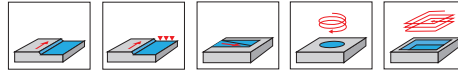
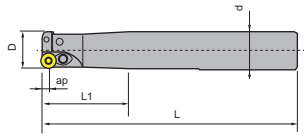


Order No.	F	D	d	L1	L	ap	Inserts	Screw	Wrench
EMR C19-5R20-160-2F	2	20	20	50	160	5	RP..1003	M4x8 M4x10	T15
EMR C19-5R20-200-2F	2	20	20	60	200	5			
EMR C20-5R20-160-2F	2	20	20	50	160	5			
EMR C20-5R20-200-2F	2	20	20	60	200	5			
EMR C20-5R21-160-2F	2	21	20	50	160	5			
EMR C20-5R21-200-2F	2	21	20	60	200	5			
EMR C20-5R25-160-2F	2	25	20	50	160	5			
EMR C20-5R25-200-2F	2	25	20	60	200	5			
EMR C24-5R25-160-2F	2	25	24	50	160	5			
EMR C24-5R25-200-2F	2	25	24	60	200	5			
EMR C25-5R25-160-2F	2	25	25	50	160	5			
EMR C25-5R25-200-2F	2	25	25	60	200	5			
EMR C25-5R25-250-2F	2	25	25	70	250	5			
EMR C25-5R26-160-2F	2	26	25	50	160	5			
EMR C25-5R26-200-2F	2	26	25	60	200	5			
EMR C25-5R26-250-2F	2	26	25	70	250	5			
EMR C25-5R30-160-2F	2	30	25	50	160	5			
EMR C25-5R30-200-2F	2	30	25	60	200	5			
EMR C25-5R30-250-2F	2	30	25	70	250	5			
EMR C32-5R35-160-3F	3	35	32	50	160	5			
EMR C32-5R35-200-3F	3	35	32	60	200	5			
EMR C32-5R35-250-3F	3	35	32	70	250	5			
EMR C32-5R35-300-3F	3	35	32	70	300	5			
EMR C32-5R35-350-3F	3	35	32	70	350	5			
EMR C32-5R40-160-3F	4	40	32	50	160	5			
EMR C32-5R40-200-3F	4	40	32	50	200	5			
EMR C32-5R40-250-3F	4	40	32	70	250	5			
EMR C32-5R40-300-3F	4	40	32	70	300	5			
EMR C32-5R40-350-3F	4	40	32	70	350	5			



## Profiling milling tool holder RP..08T2/RP..10T3/RP..1204

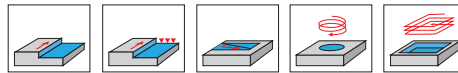
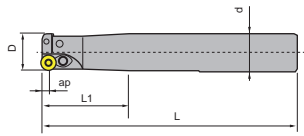
仿型铣刀杆 RP..08T2/RP..10T3/RP..1204



Order No.	F	D	d	L1	L	ap	Inserts	Screw	Wrench			
EMRW C12-4R12-130-1F	1	12	12	40	120	4	RP..08T2	M3*6	T10			
EMRW C12-4R13-130-1F	1	13	13	40	120	4		M3x8				
EMRW C12-4R16-130-2F	2	16	16	40	120	4		M3x8				
EMRW C16-4R16-160-2F	2	16	16	50	160	4						
EMRW C16-4R16-200-2F	2	16	16	60	200	4						
EMRW C16-4R17-160-2F	2	17	16	50	160	4						
EMRW C16-4R17-200-2F	2	17	16	60	200	4						
EMRW C19-4R20-160-2F	2	20	19	50	160	4						
EMRW C19-4R20-200-2F	2	20	19	60	200	4		M3x6 M3x8				
EMRW C20-4R20-160-2F	2	20	20	50	160	4						
EMRW C20-4R20-200-2F	2	20	20	60	200	4						
EMRW C20-4R21-160-2F	2	21	20	50	160	4		RP..10T3		M4x8 M4x10	T15	
EMRW C20-4R21-200-2F	2	21	20	60	200	4						
EMRW C19-5R20-160-2F	2	20	20	50	160	5						
EMRW C19-5R20-200-2F	2	20	20	60	200	5						
EMRW C25-5R25-160-2F	2	25	25	50	160	5						
EMRW C25-5R25-200-2F	2	25	25	60	200	5						
EMRW C25-5R25-250-2F	2	25	25	70	250	5						
EMRW C25-5R30-160-2F	2	30	25	50	160	5						
EMRW C25-5R30-200-2F	2	30	25	60	200	5						
EMRW C25-5R30-250-2F	2	30	25	70	250	5						
EMRW C32-5R35-160-3F	2	35	32	50	160	5	RP..1204		M4x9 M4x10			T15
EMRW C32-5R35-200-3F	2	35	32	60	200	5						
EMRW C32-5R35-250-3F	2	35	32	70	250	5						
EMRW C25-6R32-160-2F	2	32	32	50	160	6						
EMRW C25-6R32-200-2F	2	32	32	60	200	6						
EMRW C25-6R32-250-2F	2	32	32	70	250	6						
EMRW C32-6R32-160-2F	2	32	32	50	160	6						
EMRW C32-6R32-200-2F	2	32	32	60	200	6						
EMRW C32-6R32-250-2F	2	32	32	70	250	6						
EMRW C32-6R35-160-3F	3	35	32	50	160	6						
EMRW C32-6R35-200-3F	3	35	32	60	200	6						
EMRW C32-6R35-250-3F	3	35	32	70	250	6						
EMRW C32-6R35-300-3F	3	35	32	70	300	6						
EMRW C32-6R35-350-3F	3	35	32	50	350	6						
EMRW C32-6R40-160-3F	4	40	32	60	160	6						
EMRW C32-6R40-200-3F	4	40	32	70	200	6						
EMRW C32-6R40-250-3F	4	40	32	70	250	6						

## Profiling milling tool holder RD..08T2/RD..10T3/RD..1204

仿型铣刀杆 RD..08T2/RD..10T3/RP..1204



Order No.	F	D	d	L1	L	ap	Inserts	Screw	Wrench
FRS C12-4R12-130-1F	1	12	12	40	120	4	RD..0802	M3*6	T10
FRS C12-4R13-130-1F	1	13	13	40	120	4			
FRS C16-4R16-130-2F	2	16	16	40	120	4			
FRS C16-4R16-160-2F	2	16	16	50	160	4			
FRS C16-4R16-200-2F	2	16	16	60	200	4			
FRS C16-4R17-160-2F	2	17	16	50	160	4			
FRS C16-4R17-200-2F	2	17	16	60	200	4			
FRS C19-4R20-160-2F	2	20	19	50	160	4			
FRS C19-4R20-200-2F	2	20	19	60	200	4			
FRS C20-4R20-160-2F	2	20	20	50	160	4			
FRS C20-4R20-200-2F	2	20	20	60	200	4			
FRS C20-4R21-160-2F	2	21	20	50	160	4			
FRS C20-4R21-200-2F	2	21	20	60	200	4			
FRS C19-5R20-160-2F	2	20	20	50	160	5		RD..10T3	
FRS C19-5R20-200-2F	2	20	20	60	200	5			
FRS C20-5R20-160-2F	2	20	20	50	160	5			
FRS C20-5R20-200-2F	2	20	20	60	200	5			
FRS C20-5R21-160-2F	2	21	20	50	160	5			
FRS C20-5R21-200-2F	2	21	20	60	200	5			
FRS C20-5R25-160-2F	2	25	20	50	160	5			
FRS C20-5R25-200-2F	2	25	20	60	200	5			
FRS C24-5R25-160-2F	2	25	24	50	160	5			
FRS C24-5R25-200-2F	2	25	24	60	200	5			
FRS C25-5R25-160-2F	2	25	25	50	160	5			
FRS C25-5R25-200-2F	2	25	25	60	200	5			
FRS C25-5R25-250-2F	2	25	25	70	250	5			
FRS C25-5R26-160-2F	2	26	25	50	160	5			
FRS C25-5R26-200-2F	2	26	25	60	200	5			
FRS C25-5R26-250-2F	2	26	25	70	250	5			
FRS C25-5R30-160-2F	2	30	25	50	160	5			
FRS C25-5R30-200-2F	2	30	25	60	200	5			
FRS C25-5R30-250-2F	2	30	25	70	250	5			
FRS C32-5R35-160-3F	3	35	32	50	160	5			
FRS C32-5R35-200-3F	3	35	32	60	200	5			
FRS C32-5R35-250-3F	3	35	32	70	250	5			
FRS C32-5R35-300-3F	3	35	32	70	300	5			
FRS C32-5R35-350-3F	3	35	32	50	350	5			
FRS C32-5R40-160-3F	3	40	32	60	160	5			
FRS C32-5R40-200-3F	3	40	32	70	200	5			
FRS C32-5R40-250-3F	3	40	32	70	250	5			



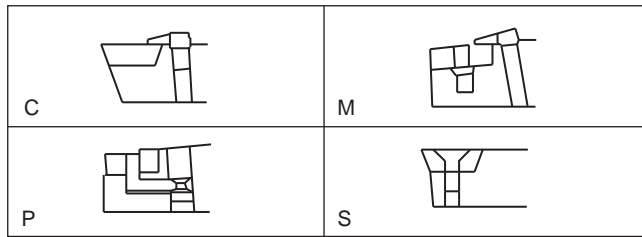


## Description of external diameter turning tool

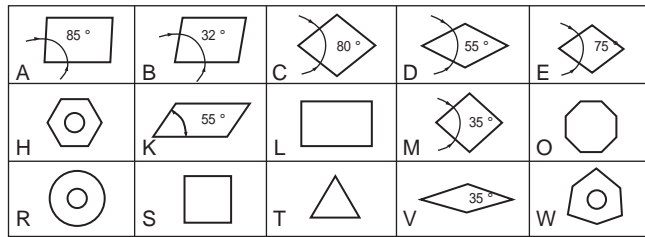
外径刀杆型号说明

M	C	L	N	R	2	5	2	5	M	1	2	*
①	②	③	④	⑤	⑥	⑦	⑧	⑨	⑩	⑪	⑫	⑬

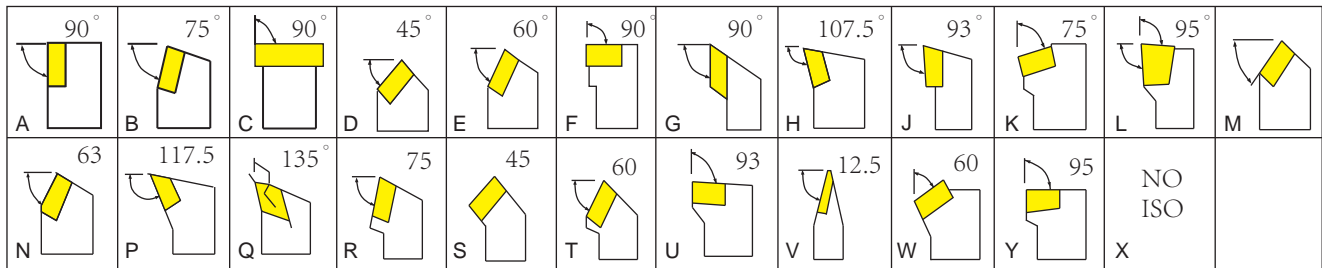
### ① TYPE OF LOCJING



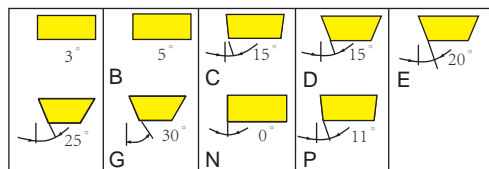
### ② INSERT SHAPE



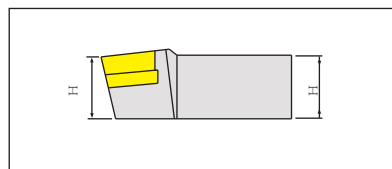
### ③ INSERT SHAPE



### ④ RAKE



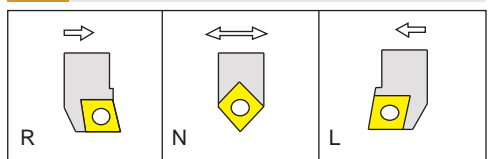
### ⑥/⑦ SHANK HEIGHT



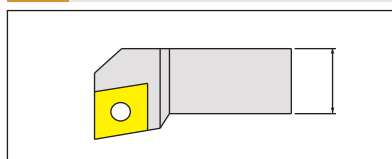
### ⑩ SHANK LENGTH

	32	A
	40	B
	50	C
	60	D
	70	E
	80	F
	90	G
	100	H
	110	J
	125	K
	140	L
	150	M
	160	N
	170	P
	180	O
	200	R
	250	S
300	T	
350	U	
400	V	
450	W	
500	Y	
SPECLAL	X	

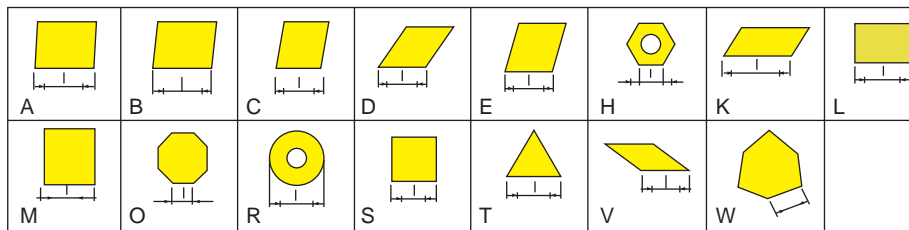
### ⑤ HAND OF TOOL



### ⑧/⑨ SHANK WIDTH



### ⑤ HAND OF TOOL



### ⑧/⑨ SHANK WIDTH

INSERTS	R.L
---------	-----

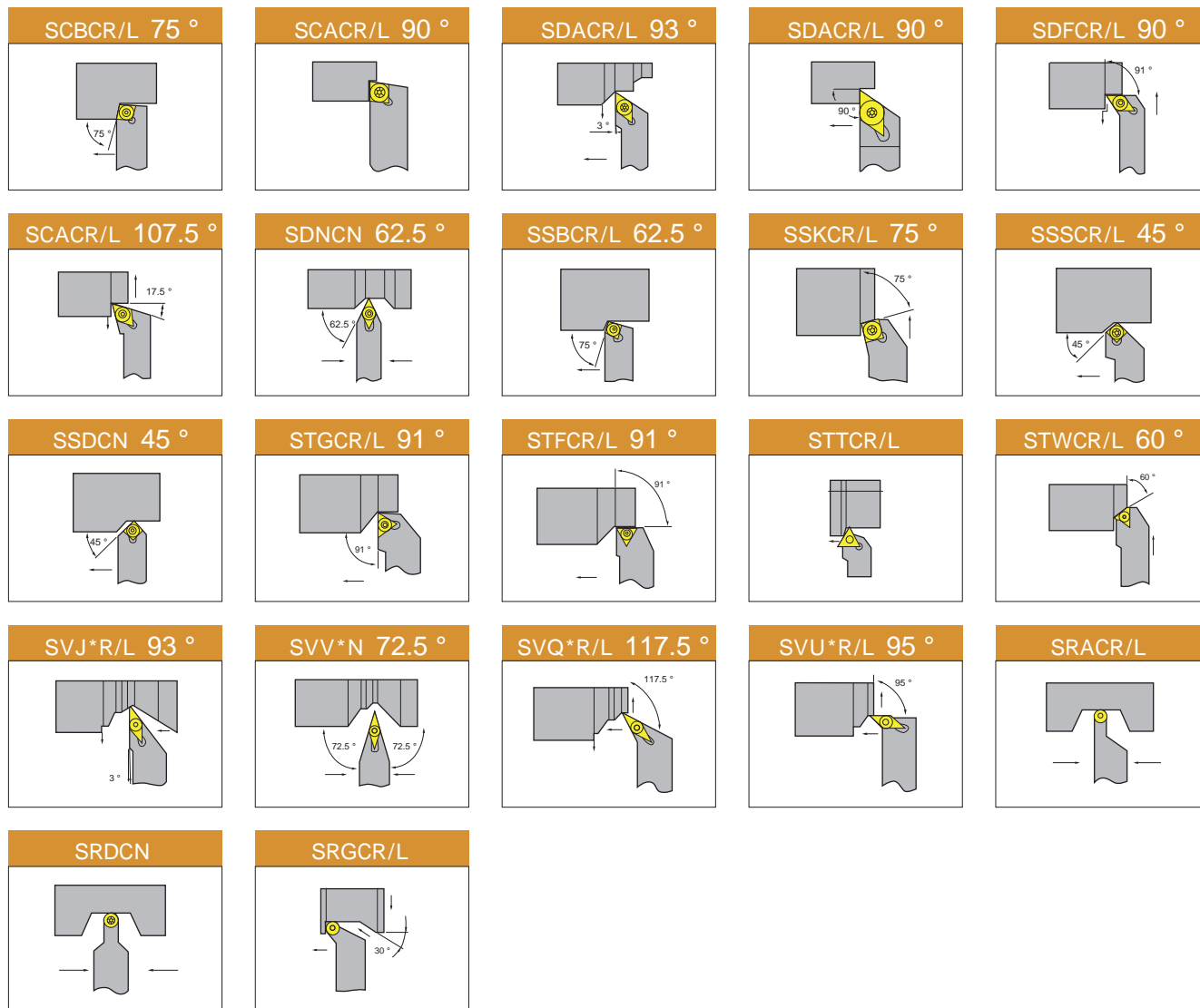
## Types of external diameter turning tool holder

外径车刀杆种类

<p>MCLNR/L 95°</p>	<p>MCKNR/L 75°</p>	<p>MCGNR/L 91°</p>	<p>MCMNN 50°</p>	<p>MCMNN-100 40°</p>
<p>MCBNR/L 75°</p>	<p>MCSNR/L 45°</p>	<p>MCFNR/L 91°</p>	<p>MWLNR/L 95°</p>	<p>MSSNR/L 45°</p>
<p>MSDNN 45°</p>	<p>MSKNR/L 75°</p>	<p>MSBNR/L 75°</p>	<p>MTJNR/L 93°</p>	<p>MTBNR/L 75°</p>
<p>MTQNR/L 105°</p>	<p>MTFNR/L 91°</p>	<p>MTGNR/L 91°</p>	<p>MVVNN 72.5°</p>	<p>MVJNR/L 93°</p>
<p>MVQNR/L 175°</p>	<p>MVUNR/L 95°</p>	<p>MDPNN 62.5°</p>	<p>MDJNR/L 93°</p>	<p>MDQNR/L 107.5°</p>
<p>WTJNR/L 93°</p>	<p>WTENN 60°</p>	<p>WTBNR/L 75°</p>	<p>WWLNR/L 15°</p>	<p>WWLNR/L 95°</p>
<p>SCLCR/L 95°</p>	<p>SCKCR/L 75°</p>	<p>SCFCR/L 91°</p>	<p>SCMCN 50°</p>	<p>SCMCN-100 40°</p>

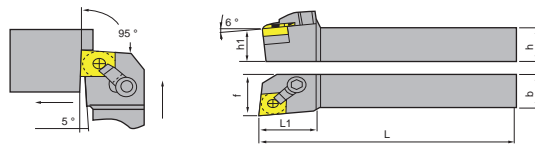
## Types of external diameter turning tool holder

外径车刀杆种类



## External diameter turning tool holder MCLNR/L

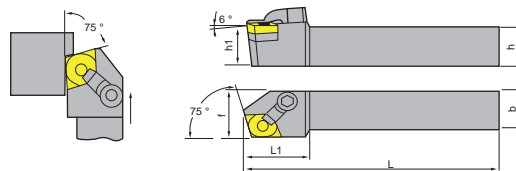
外径车刀杆 MCLNR/L



Order No.	Dimensions						Inserts	Shim	Pin	Clamp	Screw	Wrench
	h	b	L	L1	h1	f						
MCLNR/L1616H12	16	16	100	16.0	16	20	CN..1204	SC1204	CTM617	HL1814	ML0625	T2.5 T3
MCLNR/L2020K12	20	20	125	25.0	20	32						
MCLNR/L2525M12	25	25	150	32.0	25	32						
MCLNR/L4040R12	40	40	200	50	40	40						
MCLNR/L2525M16	25	25	150	32.0	25	33	CN..1606	SC1604	CTM822	HL2217	ML0830	T4 T5
MCLNR/L3232P16	32	32	170	40.0	32	33						
MCLNR/L4040R16	40	40	200	50	40	40	CN..1906	SC1904	CTM1022	HL2217	ML0830	T4 T5
MCLNR/L3232P19	32	32	170	40.0	32	32						
MCLNR/L4040R19	40	40	200	50	40	40						

## External diameter turning tool holder MCKNR/L

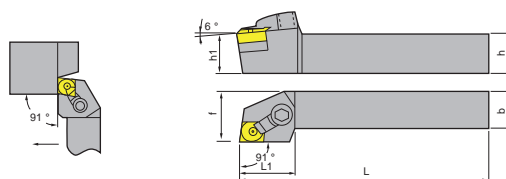
外径车刀杆 MCKNR/L



Order No.	Dimensions						Inserts	Shim	Pin	Clamp	Screw	Wrench
	h	b	L	L1	h1	f						
MCKNR/L2020K12	20	20	125	32.0	20	25	CN..1204	SC1204	CTM617	HL1814	ML0625	T2.5 T3
MCKNR/L2525M12	25	25	150	32.0	25	32						
MCKNR/L3232P12	32	32	170	32.0	32	40						
MCKNR/L2525M16	25	25	150	32.0	25	33						
MCKNR/L3232P16	32	32	170	40.0	32	33	CN..1606	SC1604	CTM822	HL2217	ML0830	T4 T5
MCKNR/L4040R16	40	40	200	50	40	40						
MCKNR/L3232P19	32	32	170	40.0	32	40	CN..1906	SC1904	CTM1022	HL2217	ML0830	T4 T5
MCKNR/L4040R19	40	40	200	50	40	40						

## External diameter turning tool holder MCGNR/L

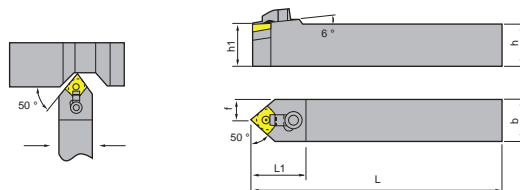
外径车刀杆 MCGNR/L



Order No.	Dimensions						Inserts	Shim	Pin	Clamp	Screw	Wrench
	h	b	L	L1	h1	f						
MCGNR/L1616H12	16	16	100	16	16	20	CN..1204	SC1204	CTM617	HL1814	ML0625	T2.5 T3
MCGNR/L2020K12	20	20	125	32	20	25						
MCGNR/L2525M12	25	25	150	32	25	32						
MCGNR/L3232P12	32	32	170	32	32	40						
MCGNR/L4040R12	40	40	200	50	40	40	CN..1606	SC1604	CTM822	HL2217	ML0830	T4 T5
MCGNR/L2525M16	25	25	150	32	25	32						
MCGNR/L3232P16	32	32	170	32	32	40						
MCGNR/L4040R16	40	40	200	50	40	40						
MCGNR/L3232P19	32	32	170	32	32	40	CN..1906	SC1904	CTM1022	HL2217	ML0830	T4 T5
MCGNR/L4040R19	40	40	200	50	40	40						

## External diameter turning tool holder MCMNN

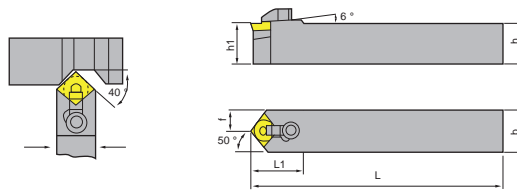
外径车刀杆 MCMNN



Order No.	Dimensions						Inserts	Shim	Pin	Clamp	Screw	Wrench
	h	b	L	L1	h1	f						
MCMNN1616K12	16	16	100	16	16	7.5	CN..1204	SC1204	CTM617	HL1814	ML0625	T2.5 T3
MCMNN2020K12	20	20	125	32	20	10						
MCMNN2525M12	25	25	150	32	25	12.5						
MCMNN3232P12	32	32	170	32	32	16						
MCMNN4040R12	40	40	200	35	40	20	CN..1606	SC1604	CTM822	HL2217	ML0830	T4 T5
MCMNN3232P16	32	32	170	35	32	16						
MCMNN4040R16	40	40	200	35	40	20						
MCMNN4040R19	40	40	200	35	40	20						
							CN..1904	SC1904	CTM1022	HL2217	ML0830	T4 T5

## External diameter turning tool holder MCMNN-100

外径车刀杆 MCMNN-100

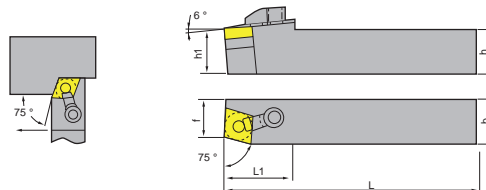


Order No.	Dimensions						Inserts	Shim	Pin	Clamp	Screw	Wrench
	h	b	L	L1	h1	f						
MCMNN2020K12-100	20	20	125	32	20	10	CN..1204	SC1204	CTM617	HL1814	ML0625	T2.5 T3
MCMNN2525M12-100	25	25	150	32	25	12.5						
MCMNN3232P12-100	32	32	170	32	32	16	CN..1606	SC1604	CTM0822	HL2217	ML0830	T4 T5
MCMNN3232P16-100	32	32	170	32	32	16						

Indexable tools holder and facing cutter

## External diameter turning tool holder MCBNR/L

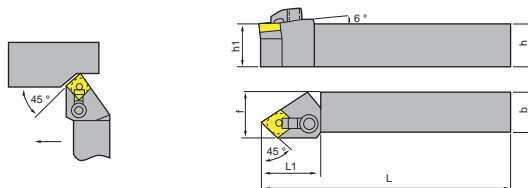
外径车刀杆 MCBNR/L



Order No.	Dimensions						Inserts	Shim	Pin	Clamp	Screw	Wrench
	h	b	L	L1	h1	f						
MCBNR/L2020K12	20	20	125	32	20	17	CN..1204	SC1204	CTM617	HL1814	ML0625	T2.5 T3
MCBNR/L2525M12	25	25	150	32	25	22						
MCBNR/L3232P12	32	32	170	32	32	27	CN..1606	SC1604	CTM822	HL2217	ML0830	T4 T5
MCBNR/L2525M16	25	25	150	32.0	25	33						
MCBNRX3232P10	32	32	170	40.0	32	33						

## External diameter turning tool holder MCSNR/L

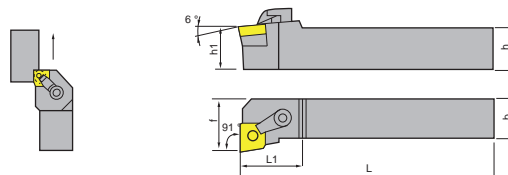
外径车刀杆 MCSNR/L



Order No.	Dimensions						Inserts	Shim	Pin	Clamp	Screw	Wrench
	h	b	L	L1	h1	f						
MCSNR/L2020K12	20	20	125	32	20	25	CN..1204	SC1204	CTM617	HL1814	ML0625	T2.5 T3
MCSNR/L2525M12	25	25	150	32	25	32						
MCSNR/L3232P12	32	32	170	32	32	40	CN..1606	SC1604	CTM822	HL2217	ML0830	T4 T5
MCSNR/L3232P16	32	32	170	32	32	40						
MCSNR/L4040R10	40	40	200	35	40	50	CN..1906	SC1904	CTM1022	HL2217	ML0830	L4.0 L5.0

## External diameter turning tool holder MCFNR/L

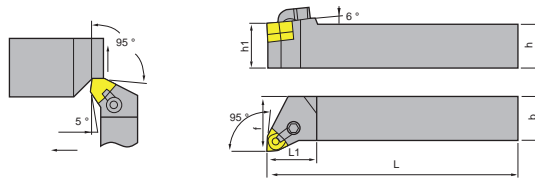
外径车刀杆 MCFNR/L



Order No.	Dimensions						Inserts	Shim	Pin	Clamp	Screw	Wrench
	h	b	L	L1	h1	f						
MCFNR/L2020K12	20	20	125	32	20	25	CN..1204	SC1204	CTM617	HL1814	ML0625	T2.5 T3.0
MCFNR/L2525M12	25	25	150	32	25	32						
MCFNR/L3232P12	32	32	170	32	32	40	CN..1906	MC1904	CTM1022	HL2217	ML0830	T4.0
MCFNR/L3232P19	32	32	170	36	32	40						
MCFNR/L4040R19	40	40	200	35	40	20						

## External diameter turning tool holder MWLNR/L

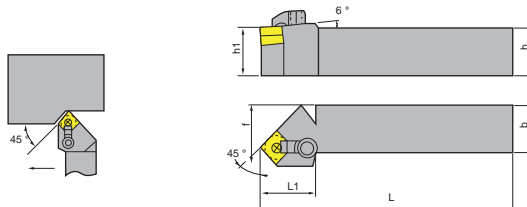
外径车刀杆 MWLNR/L



Order No.	Dimensions						Inserts	Shim	Pin	Clamp	Screw	Wrench
	h	b	L	L1	h1	f						
MWLNR/L2020K06	20	20	125	25.0	20	32	WN..0604	SW0603	CTM513	HL1814	ML0625	T2
MWLNR/L2525M06	25	25	150	32.0	25	32						T3
MWLNR/L3232P06	32	32	170	40.0	32	32						
MWLNR/L2020K08	20	20	125	25.0	20	32	WN..0804	SW0804	CTM617	HL1814	ML0625	T2.5
MWLNR/L2525M08	25	25	150	32.0	25	32						T3
MWLNR/L3232P08	32	32	170	40.0	32	32						
MWLNR/L4040R08	40	40	200	35	40	20						

## External diameter turning tool holder MSSNR/L

外径车刀杆 MSSNR/L



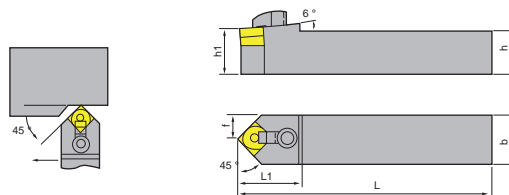
Order No.	Dimensions						Inserts	Shim	Pin	Clamp	Screw	Wrench
	h	b	L	L1	h1	f						
MSSNR/L1616H12	16	16	100	16	16	17	SN..1204	MS1204	CTM617	HL1814	ML0625	L2.5
MSSNR/L2020K12	20	20	125	32	20	17						L3.0
MSSNR/L2525M12	25	25	150	32	25	22						
MSSNR/L3232P12	32	32	170	32	32	27	SN..1506	MS1504	CTM0822	HL2114	ML0825	L3.0
MSSNR/L3232P15	32	32	170	32	32	40						L4.0





## External diameter turning tool holder MSDNN

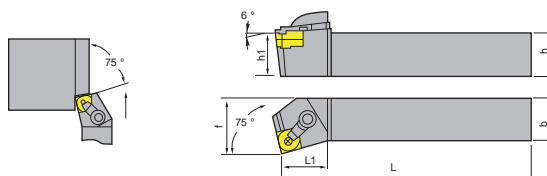
外径车刀杆 MSDNN



Order No.	Dimensions						Inserts	Shim	Pin	Clamp	Screw	Wrench
	h	b	L	L1	h1	f						
MSDNN1616H12	16	16	100	34	16	8	SN..1204	MS1204	CTM617	HL1814	ML0625	T2.5 T3
MSDNN2020K12	20	20	125	34	20	10						
MSDNN2525M12	25	25	150	34	25	12.5						
MSDNN3232P12	32	32	170	34	32	16						
MSDNN3232P15	32	32	170	34	32	16						
MSDNN3232P19	32	32	170	34	32	16	SN..1506	MS1504	CTM0822	HL2114	ML0825	T3 T4
							SN..1906	MS1904	CTM1022	HL2114	ML0825	T4 T5

## External diameter turning tool holder MSKNR/L

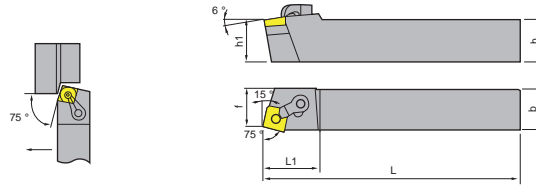
外径车刀杆 MSKNR/L



Order No.	Dimensions						Inserts	Shim	Pin	Clamp	Screw	Wrench
	h	b	L	L1	h1	f						
MSKNR/L2020K12	20	20	125	29	20	25	SN..1204	MS1204	CTM617	HL1814	ML0625	T2.5 T3
MSKNR/L2525M12	25	25	150	29	25	32						
MSKNR/L3232P12	32	32	170	29	32	40						
MSKNR/L3232P15	32	32	170	29	32	40						

## External diameter turning tool holder MSBNR/L

外径车刀杆 MSBNR/L

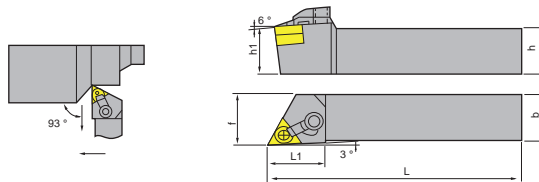


Order No.	Dimensions						Inserts	Shim	Pin	Clamp	Screw	Wrench
	h	b	L	L1	h1	f						
MSBNR/L2020K12	20	20	125	32.5	20	17	SN..1204	MS1204	CTM617	HL1814	ML0625	T2.5 T3
MSBNR/L2525M12	25	25	150	32.5	25	22						
MSBNR/L3232P12	32	32	170	32.5	32	27						
MSBNR/L3232P15	32	32	170	32.5	32	27	SN..1506	MS 1504	CTM0822	HL2114	ML0825	T3 T4

Indexable tools holder and facing cutter

## External diameter turning tool holder MTJNR/L

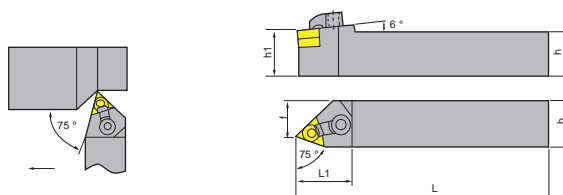
外径车刀杆 MTJNR/L



Order No.	Dimensions						Inserts	Shim	Pin	Clamp	Screw	Wrench
	h	b	L	L1	h1	f						
MTJNR/L1616H16	16	16	100	30	16	20	TN..1604..	ST1603	CTM513	HL1814	ML0625	L2.0 L3.0
MTJNR/L2020K16	20	20	125	32	20	25						
MTJNR/L2525M16	25	25	150	32	25	32						
MTJNR/L3232P16	32	32	170	36	32	40						
MTJNR/L4040R16	40	40	200	36	32	50	TN..2204..	ST2204	CTM822	HL1917	ML0830	L2.5 L4.0
MTJNR/L2525M22	25	25	150	38	25	32						
MTJNR/L3232P22	32	32	170	38	32	40						
MTJNR/L4040R22	40	40	200	36	32	50						

## External diameter turning tool holder MTBNR/L

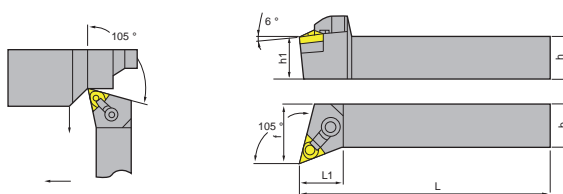
外径车刀杆 MTBNR/L



Order No.	Dimensions						Inserts	Shim	Pin	Clamp	Screw	Wrench
	h	b	L	L1	h1	f						
MTBNR/L2020H16	20	20	125	35	20	15.5	TN..1604	ST1603	CTM513	HL1814	ML0625	T2
MTBNR/L2525K16	25	25	150	35	25	20.5						T3

## External diameter turning tool holder MTQNR/L

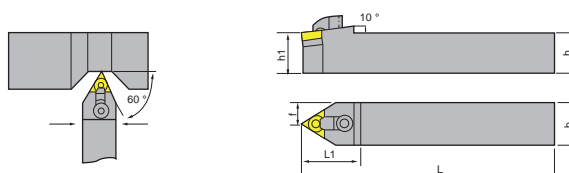
外径车刀杆 MTQNR/L



Order No.	Dimensions						Inserts	Shim	Pin	Clamp	Screw	Wrench
	h	b	L	L1	h1	f						
MTQNR/L2020K16	20	20	125	26	20	25	TN..1604	ST1603	CTM513	HL1814	ML0625	T2.0
MTQNR/L2525M16	25	25	150	26	25	32						T3.0
MTQNR/L3232P16	32	32	170	26	32	40						

## External diameter turning tool holder MTENN

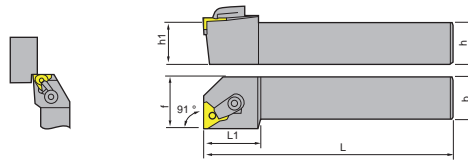
外径车刀杆 MTENN



Order No.	Dimensions						Inserts	Shim	Pin	Clamp	Screw	Wrench
	h	b	L	L1	h1	f						
MTENN2020K16	20	20	125	35	20	10						
MTENN2525M16	25	25	150	35	25	12.5	TN..1604	ST1603	CTM513	HL1814	ML0625	L2.0 L3.0
MTENN3232P16	32	32	170	35	32	16						
MTENN4040S16	40	40	250	35	40	20						
MTENN2525M22	25	25	150	38	25	12.5	TN..2204	ST2204	CTM822	HL1917	ML0830	L2.5 L4.0
MTENN3232P22	32	32	170	38	32	16						

## External diameter turning tool holder MTFNR/L

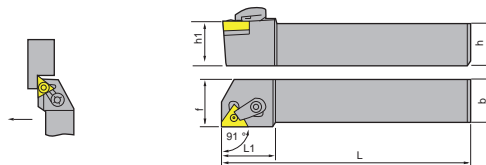
外径车刀杆 MTFNR/L



Order No.	Dimensions						Inserts	Shim	Pin	Clamp	Screw	Wrench
	h	b	L	L1	h1	f						
MTFNR/L1616H16	16	16	100	28	16	20	TN..1604	ST1603	CTM513	HL1814	ML0625	T2.0 T3.0
MTFNR/L2020K16	20	20	125	28	20	25						
MTFNR/L2525M16	25	25	150	28	25	32						
MTFNR/L3232P16	32	32	170	28	32	40	TN..2204	ST2204	CTM822	HL1917	ML0830	T2.5 T4.0
MTFNR/L2525M22	25	25	150	32	25	32						
MTFNR/L3232P22	32	32	170	32	32	32						

## External diameter turning tool holder MTGNR/L

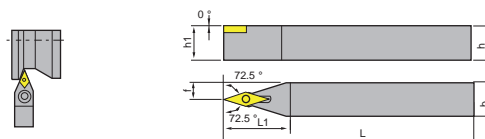
外径车刀杆 MTGNR/L



Order No.	Dimensions						Inserts	Shim	Pin	Clamp	Screw	Wrench
	h	b	L	L1	h1	f						
MTGNR/L1616H16	16	16	100	28	16	20	TN..1604	ST1603	CTM513	HL1814	ML0625	T2.0 T3.0
MTGNR/L2020K16	20	20	125	28	20	25						
MTGNR/L2525M16	25	25	150	28	25	32						
MTGNR/L3232P22	32	32	170	32	32	40	TN..2204	ST2204	CTM822	HL1917	ML0830	T2.5 T4.0

## External diameter turning tool holder MVVNN

外径车刀杆 MVVNN

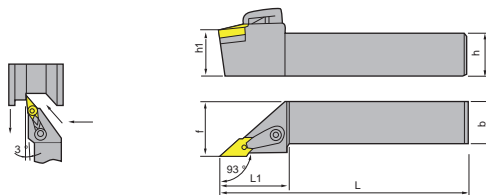


Order No.	Dimensions						Inserts	Shim	Pin	Clamp	Screw	Wrench
	h	b	L	L1	h1	f						
MVVNN2020K16	20	20	125	42	20	10	VN..1604	SV1603	CTM513	HL2414	ML0630	T2.0 T3.0
MVVNN2525M16	25	25	150	42	25	12.5						
MVVNN3232P16	32	32	170	42	32	16						



## External diameter turning tool holder MVJNR/L

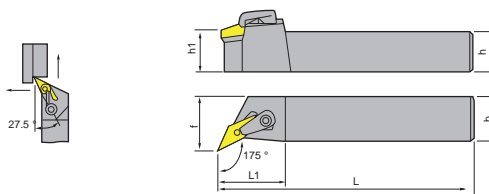
外径车刀杆 MVJNR/L



Order No.	Dimensions						Inserts	Shim	Pin	Clamp	Screw	Wrench
	h	b	L	L1	h1	f						
MVJNR/L2020K16	20	20	125	42	20	20	VN..1604	SV1603	CTM513	HL2414	ML0625	T2.0 T3.0
MVJNR/L2525M16	25	25	150	42	25	25						
MVJNR/L3232P16	32	32	170	42	32	32						

## External diameter turning tool holder MVQNR/L

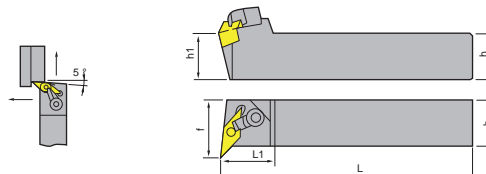
外径车刀杆 MVQNR/L



Order No.	Dimensions						Inserts	Shim	Pin	Clamp	Screw	Wrench
	h	b	L	L1	h1	f						
MVQNR/L2020K16	20	20	125	40	20	25	VN..1604	SV1603	CTM513	HL2414	ML0625	T2.0 T3.0
MVQNR/L2525M16	25	25	150	40	25	32						
MVQNR/L3232P16	32	32	170	40	32	40						

## External diameter turning tool holder MVUNR/L

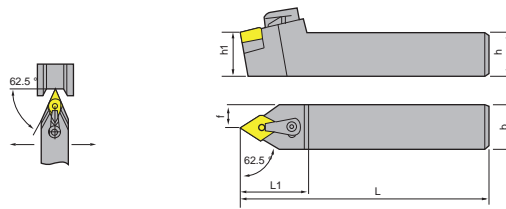
外径车刀杆 MVUNR/L



Order No.	Dimensions						Inserts	Shim	Pin	Clamp	Screw	Wrench
	h	b	L	L1	h1	f						
MVUNR/L2020K16	20	20	125	21	20	25	VN..1604	SV1603	CTM513	HL2414	ML0625	T2.0 T3.0
MVUNR/L2525M16	25	25	150	21	25	32						
MVUNR/L3232P16	32	32	170	21	32	40						

## External diameter turning tool holder MDPNN

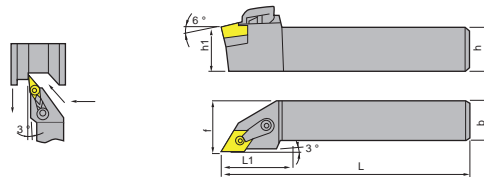
外径车刀杆 MDPNN



Order No.	Dimensions						Inserts	Shim	Pin	Clamp	Screw	Wrench
	h	b	L	L1	h1	f						
MDPNN1616H11	16	16	100	36	16	8	DN..1104	SD1103	CTM513	HL1814	ML0625	T2.0 T3.0
MDPNN2020K11	20	20	125	36	20	10						
MDPNN2525M11	25	25	150	36	25	12.5						
MDPNN2020K15	20	20	125	42	20	10						
MDPNN2525M15	25	25	150	42	25	12.5	DN..1504	SD1506	CTM619	HL2114	ML0625	T2.5 T3.0
MDPNN3232P15	32	32	170	42	32	16						
MDPNN4040R15	40	40	200	42	32	20						

## External diameter turning tool holder MDJNR/L

外径车刀杆 MDJNR/L

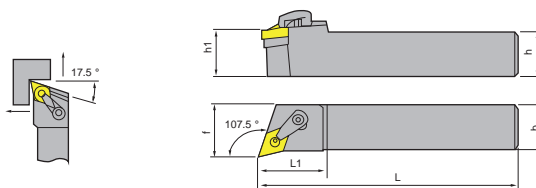


Order No.	Dimensions						Inserts	Shim	Pin	Clamp	Screw	Wrench
	h	b	L	L1	h1	f						
MDJNR/L1616H11	16	16	100	30	16	20	DN..1104	SD1103	CTM513	HL1814	ML0625	T2.0 T3.0
MDJNR/L2020K11	20	20	125	30	20	25						
MDJNR/L2525M11	25	25	150	30	25	32						
MDJNR/L2020K15	20	20	125	38	20	25						
MDJNR/L2525M15	25	25	150	38	25	32	DN..1504	SD1506	CTM619	HL2114	ML0625	T2.5 T3.0
MDJNR/L3232P15	32	32	170	38	32	40						
MDJNR/L4040R15	40	40	200	38	40	50						



## External diameter turning tool holder MDQNR/L

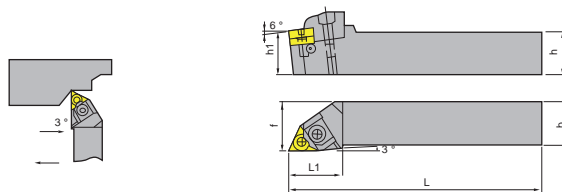
外径车刀杆 MDQNR/L



Order No.	Dimensions						Inserts	Shim	Pin	Clamp	Screw	Wrench
	h	b	L	L1	h1	f						
MDQNR/L1616H11	16	16	100	30	16	20	DN..1104	SD1103	CTM513	HL1814	ML0625	T2.0 T3.0
MDQNR/L2020K15	20	20	125	36	20	25	DN..1504 DN..1506	SD1506	CTM619	HL2114	ML0625	T2.5 T3.0
MDQNR/L2525M15	25	25	150	36	25	32						
MDQNR/L3232P15	32	32	170	36	32	40						
MDQNR/L4040R15	40	40	200	36	40	50						

## External diameter turning tool holder WTJNR/L

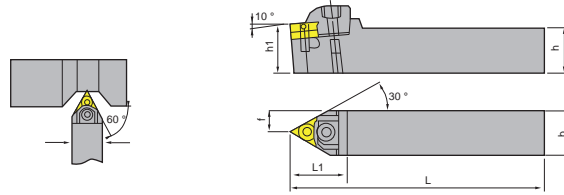
外径车刀杆 WTJNR/L



Order No.	Dimensions						Inserts	Shim	Pin	Clamp	Screw	Wrench
	h	b	L	L1	h1	f						
WTJNR/L1616K16	16	16	125	16	16	30	TN..1604..	ST1603	CTM515	WT-Y	M5x25	T2.5 T4.0
WTJNR/L2020K16	20	20	125	25	20	33						
WTJNR/L2525M16	25	25	150	32	25	33						
WTJNR/L3232P16	32	32	170	40	32	33						
WTJNR/L2525M22	25	25	150	32	25	35	TN..2204..	ST2204	CTM818	WT-Y	ML0830	T4.0
WTJNR/L3232P22	32	32	170	40	32	35						

## External diameter turning tool holder WTENN

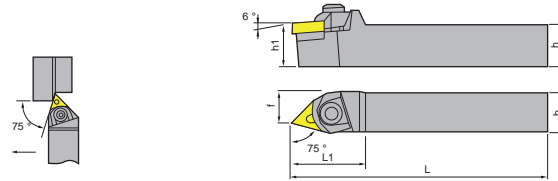
外径车刀杆 WTENN



Order No.	Dimensions						Inserts	Shim	Pin	Clamp	Screw	Wrench
	h	b	L	L1	h1	f						
WTENN2020K16	20	20	125	32	20	25	TN..1604	ST1603	CTM515	WT-Y	M5x25	T2.5 T4.0
WTENN2525M16	25	25	150	32	25	32						
WTENN3232P16	32	32	170	32	32	40						

## External diameter turning tool holder WTBNR/L

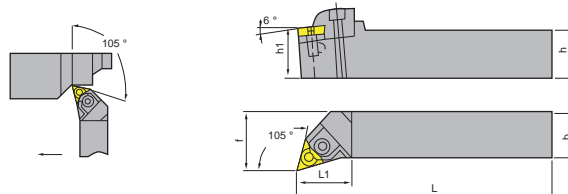
外径车刀杆 WTBNR/L



Order No.	Dimensions						Inserts	Shim	Pin	Clamp	Screw	Wrench
	h	b	L	L1	h1	f						
WTBNR/L2020K16	20	20	125	32	20	15.5	TN..1604	ST1603	CTM515	WT-Y	M5x25	T2.5 T4.0
WTBNR/L2525M16	25	25	150	32	25	20.5						
WTBNR/L3232P16	32	32	170	32	32	27.5						

## External diameter turning tool holder WWLNR/L

外径车刀杆 WWLNR/L



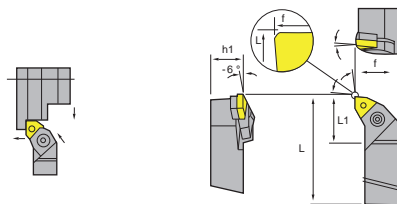
Order No.	Dimensions						Inserts	Shim	Pin	Clamp	Screw	Wrench
	h	b	L	L1	h1	f						
WTQNR/L2020K16	20	20	125	32	20	25	TN..1604	ST1603	CTM515	WT-Y	M5x25	T2.5 T4.0
WTQNR/L2525M16	25	25	150	32	25	32						
WTQNR/L3232P16	32	32	170	32	32	40						





## External diameter turning tool holder WWLNR/L

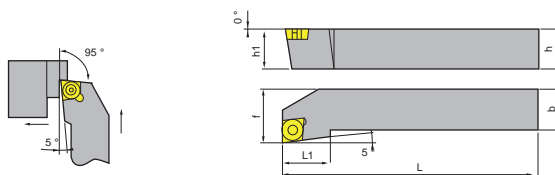
外径车刀杆 WWLNR/L



Order No.	Dimensions						Inserts	Shim	Pin	Clamp	Screw	ring	Wrench
	h	b	L	L1	h1	f							
WWLNR/L2020K08	20	20	125	32	20	25	WN..0804	SW0804	CTM618	WW-Y	M6x25	CR05	T3.0 T4.0
WWLNR/L2525M08	25	25	150	33	25	32							
WWLNR/L3232P08	32	32	170	33	32	40							

## External diameter turning tool holder SCLCR/L

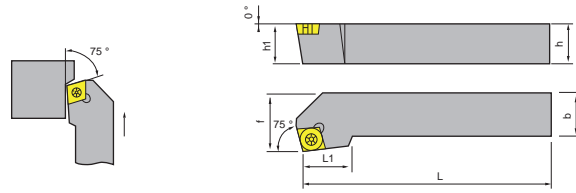
外径车刀杆 SCLCR/L



Order No.	Dimensions						Inserts	Screw	Wrench
	h	b	L	L1	h1	f			
SCLCR/L0808D06	08	08	80	10	08	10	CC..0602	M2.5x6	T8
SCLCR/L1010E06	10	10	100	12	10	10			
SCLCR/L1212F09	12	12	100	16	12	16			
SCLCR/L1616H09	16	16	100	20	16	16	CC..09T3	M4x8	T15
SCLCR/L2020K09	20	20	125	25	20	20			
SCLCR/L2525M09	25	25	150	32	25	25			
SCLCR/L2020K12	20	20	125	25	20	25	CC..1204	M5x12	T20
SCLCR/L2525M12	25	25	150	32	25	32			

## External diameter turning tool holder SCKCR/L

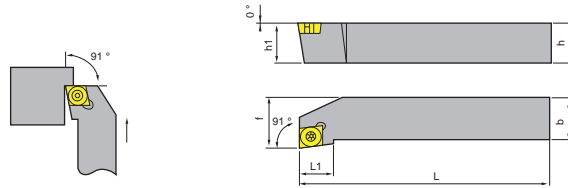
外径车刀杆 SCKCR/L



Order No.	Dimensions						Inserts	Screw	Wrench
	h	b	L	L1	h1	f			
SCKCR/L2020K09	20	20	125	23	20	25	CC..09T3	M4x10	T15
SCKCR/L2525M09	25	25	150	23	25	32			
SCKCR/L2020K12	20	20	125	28	20	25	CC..1204	M5x12	T20
SCKCR/L2525M12	25	25	150	28	25	32			

## External diameter turning tool holder SCFCR/L

外径车刀杆 SCFCR/L

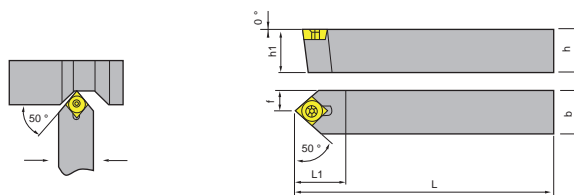


Order No.	Dimensions						Inserts	Screw	Wrench
	h	b	L	L1	h1	f			
SCFCR/L1212H09	12	12	100	16	12	16	CC..0602	M4x8	T15
SCFCR/L1616H09	16	16	100	20	16	20			
SCFCR/L2020K12	20	20	125	20	20	25	CC..09T3	M5x12	T20
SCFCR/L2525M12	25	25	150	25	25	32			
SCFCR/L3232P12	32	32	170	25	32	40	CC..1204		



## External diameter turning tool holder SCMCN

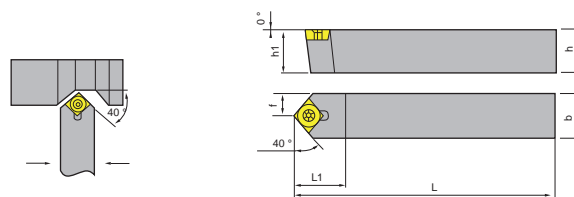
外径车刀杆 SCMCN



Order No.	Dimensions						Inserts	Screw	Wrench
	h	b	L	L1	h1	f			
SCMCN1010H06	10	10	100	13	10	5	CC..0602	M2.5x6	T8
SCMCN1212H09	12	12	100	18	12	6			
SCMCN1616H09	16	16	100	18	16	8	CC..09T3	M4x10	T15
SCMCN2020K09	20	20	125	18	20	10			
SCMCN2525M09	25	25	150	18	25	12.5	CC..1204	M5x12	T20
SCMCN1616H12	16	16	100	18	16	8			
SCMCN2020K12	20	20	125	23	20	10			
SCMCN2525M12	25	25	150	23	25	12.5			

## External diameter turning tool holder SCMCN-100

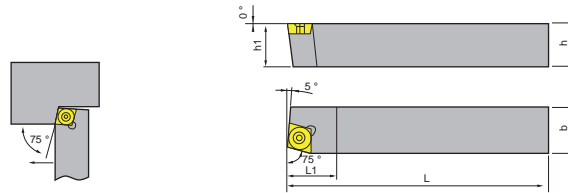
外径车刀杆 SCMCN-100



Order No.	Dimensions						Inserts	Screw	Wrench
	h	b	L	L1	h1	f			
SCMCN1010H06-100	10	10	100	13	10	5	CC..0602	M2.5x6	T8
SCMCN1212H09-100	12	12	100	18	12	6			
SCMCN1616H09-100	16	16	100	18	16	8	CC..09T3	M4x8 M4x10	T15
SCMCN2020K09-100	20	20	125	18	20	10			
SCMCN2525M09-100	25	25	150	18	25	12.5	CC..1204	M5x12	T20
SCMCN2020K12-100	20	20	125	23	20	10			
SCMCN2525M12-100	25	25	150	23	25	12.5			

## External diameter turning tool holder SCBCR/L

外径车刀杆 SCBCR/L

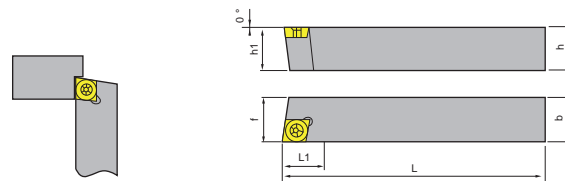


Order No.	Dimensions						Inserts	Screw	Wrench
	h	b	L	L1	h1	f			
SCBCR/L2020K09	20	20	125	12	20	17	CC..09T3..	M4x10	T15
SCBCR/L2525M09	25	25	150	12	25	22			
SCBCR/L2020K12	20	20	125	16	20	17	CC..1204..	M5x12	T20
SCBCR/L2525M12	25	25	150	16	25	22			

Indexable tools holder and facing cutter

## External diameter turning tool holder SCACR/L

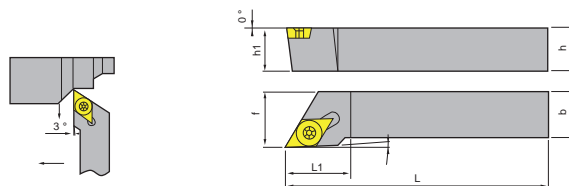
外径车刀杆 SCACR/L



Order No.	Dimensions						Inserts	Screw	Wrench
	h	b	L	L1	h1	f			
SCACR/L0808H06	8	8	125	10	8	8	CC..0602	M2.5x6	T8
SCACR/L1010H06	10	10	125	10	10	10			
SCACR/L1212K06	12	12	125	13	12	12	CC..09T3	M4x8	T15
SCACR/L1212K09	12	12	125	13	12	12			

## External diameter turning tool holder SDACR/L

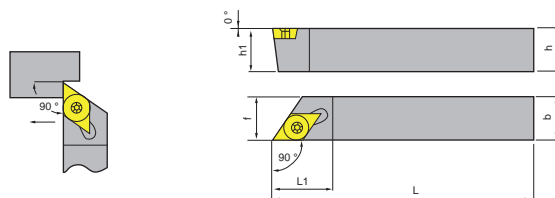
外径车刀杆 SDACR/L



Order No.	Dimensions						Inserts	Screw	Wrench
	h	b	L	L1	h1	f			
SDJCR/L1010E07	10	10	70	12	10	15	DC..T0702	M2.5x6	T8
SDJCR/L1212F07	12	12	80	16	12	15			
SDJCR/L1616H07	16	16	100	20	16	18	DC..T11T3	M4x8	T15
SDJCR/L1212F11	12	12	80	16	12	15			
SDJCR/L1616H11	16	16	100	20	16	24			
SDJCR/L2020K11	20	20	125	20	20	24			
SDJCR/L2525M11	25	25	150	23	25	29			
SDJCR/L3232P11	32	32	170	23	32	40			
SDJCR/L4040R11	40	40	200	25	40	50			

## External diameter turning tool holder SDACR/L

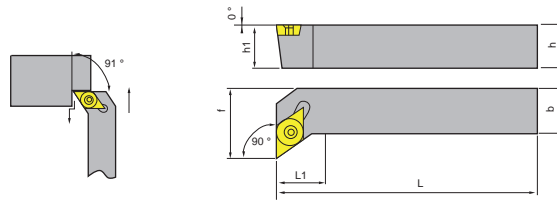
外径车刀杆 SDACR/L



Order No.	Dimensions						Inserts	Screw	Wrench
	h	b	L	L1	h1	f			
SDACR/L0808K07	8	8	125	15	8	8	DC..0702	M2.5x6	T8
SDACR/L1010K07	10	10	125	15	10	10			
SDACR/L1212K07	12	12	125	15	12	12	DC..11T3	M4x8	T15
SDACR/L1212K11	12	12	125	22	12	12			
SDACR/L1616K11	16	16	125	22	16	16			
SDACR/L2020K11	20	20	125	22	20	20			
SDACR/L2525M11	25	25	150	22	25	25			

## External diameter turning tool holder SDFCR/L

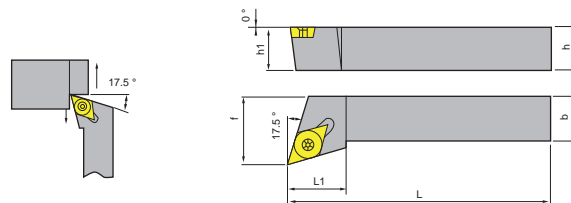
外径车刀杆 SDFCR/L



Order No.	Dimensions						Inserts	Screw	Wrench
	h	b	L	L1	h1	f			
SDFCR/L1212H07	12	12	100	8	12	16	DC..0702	M2.5x6	T8
SDFCR/L1616K11	16	16	125	14	16	20	DC..11T3	M4x8	T15

## External diameter turning tool holder SCACR/L

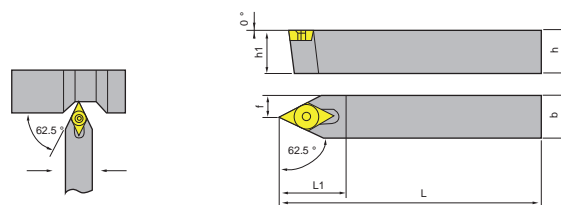
外径车刀杆 SCACR/L



Order No.	Dimensions						Inserts	Screw	Wrench
	h	b	L	L1	h1	f			
SDQCR/L1010H07	10	10	100	12.5	10	12	DC..0702	M2.5x6	T8
SDQCR/L1212H07	12	12	100	13	12	16			
SDQCR/L1212H11	12	12	100	14	12	16	DC..11T3	M4x8	T15
SDQCR/L1616H11	16	16	100	14	16	20			
SDQCR/L2020K11	20	20	125	16	20	25			
SDQCR/L2525M11	25	25	150	22	25	32		M4x10	

## External diameter turning tool holder SDNCN

外径车刀杆 SDNCN

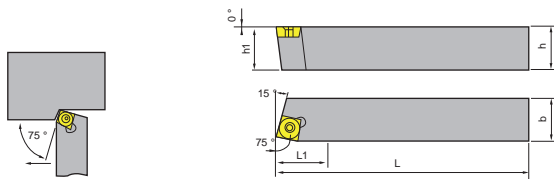


Order No.	Dimensions						Inserts	Screw	Wrench
	h	b	L	L1	h1	f			
SDNCN1010E07	10	10	70	14	10	5	DC..T0702	M2.5x6	T8
SDNCN1212F07	12	12	80	14	12	6	DC..T11T3	M4x8	T15
SDNCN1212H11	12	12	100	21	12	6			
SDNCN1616H11	16	16	100	21	16	8	DC..T11T3	M4x10	T15
SDNCN2020K11	20	20	125	21	20	10			



## External diameter turning tool holder SSBCE/L

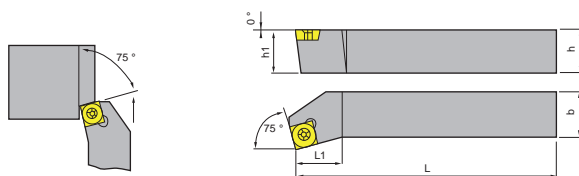
外径车刀杆 SSBCE/L



Order No.	Dimensions						Inserts	Screw	Wrench
	h	b	L	L1	h1	f			
SSBCE/L1212F09	12	12	100	14	12	9.5	SC..09T3..	M4x8	T15
SSBCE/L1616H09	16	16	100	14	16	13			
SSBCE/L2020K12	20	20	125	30	20	17	SC..1204..	M5x12	T20

## External diameter turning tool holder SSKCE/L

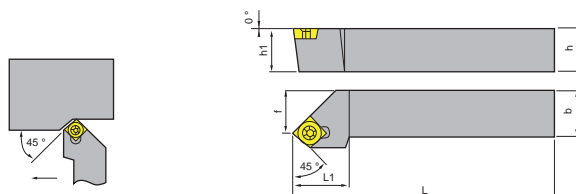
外径车刀杆 SSKCE/L



Order No.	Dimensions						Inserts	Screw	Wrench
	h	b	L	L1	h1	f			
SSKCE/L1616H09	16	16	100	20	16	13	SC..09T3..	M4x10	T15
SSKCE/L2020K09	20	20	125	25	20	16			

## External diameter turning tool holder SSSCE/L

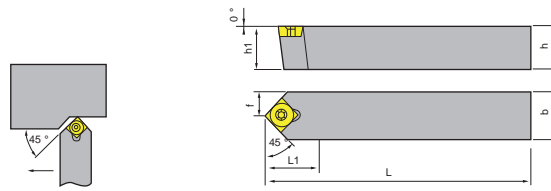
外径车刀杆 SSSCE/L



Order No.	Dimensions						Inserts	Screw	Wrench
	h	b	L	L1	h1	f			
SSSCE/L1616H09	16	16	100	17	16	20	SC..09T3..	M4x10	T15
SSSCE/L2020K12	20	20	125	21	20	25			
SSSCE/L2525M12	25	25	150	26	25	32	SC..1204..	M5x12	T20

## External diameter turning tool holder SSDCN

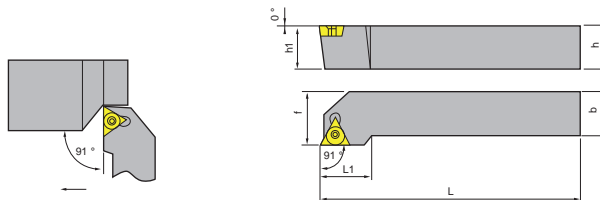
外径车刀杆 SSDCN



Order No.	Dimensions						Inserts	Screw	Wrench
	h	b	L	L1	h1	f			
SSDCN1212F09	12	12	100	16	12	6	SC..09T3..	M4x10	T15
SSDCN1616H09	16	16	100	16	16	8			
SSDCN2020K09	20	20	125	16	20	10			

## External diameter turning tool holder STGCR/L

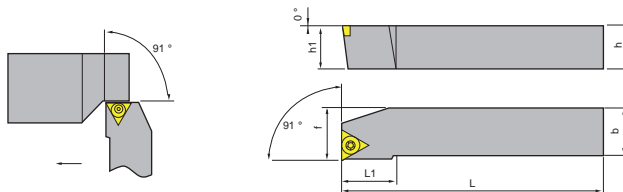
外径车刀杆 STGCR/L



Order No.	Dimensions						Inserts	Screw	Wrench
	h	b	L	L1	h1	f			
STGCR/L0808D09	08	08	60	10	08	11	TC..0902..	M2.2x6	T6
STGCR/L1010E09	10	10	70	12	10	11			
STGCR/L1212F11	12	12	80	16	12	16	TC..1102..	M2.5x6	T8
STGCR/L1616H11	16	16	100	20	16	20			
STGCR/L2020H16	20	20	125	22	20	25	TC..16T3..	M4x 10	T15
STGCR/L2525K16	25	25	150	22	25	32			
STGCR/L3232M16	32	32	170	22	32	40			

## External diameter turning tool holder STFRCR/L

外径车刀杆 STFRCR/L



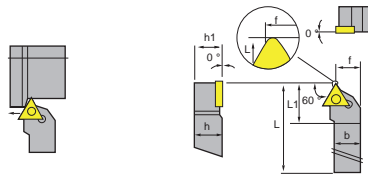
Order No.	Dimensions						Inserts	Screw	Wrench
	h	b	L	L1	h1	f			
STFCR/L1010E09	10	10	70	12	10	10	TC..0902..	M2.2x6	T6
STFCR/L1212F11	12	12	80	16	12	16			
STFCR/L1616H11	16	16	100	16	16	20	TC..1102..	M2.5x8	T8
STFCR/L1616H16	16	16	100	16	16	20			
STFCR/L2020K16	20	20	125	22	20	25	TC..16T3..	M4x10	T15
STFCR/L2525M16	25	25	150	22	25	32			





## External diameter turning tool holder STTCR/L

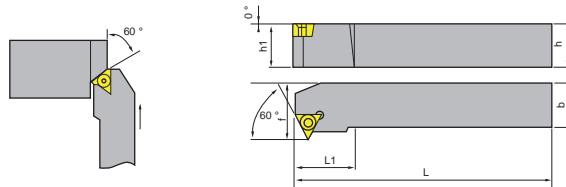
外径车刀杆 STTCR/L



Order No.	Dimensions						Inserts	Screw	Wrench
	h	b	L	L1	h1	f			
SSBCR/L1212F09	16	16	100	14	16	13	TC..T1102	M2.5x6	T8
SSBCR/L1616H09	16	16	100	19	16	13			
SSBCR/L2020K12	20	20	125	19	20	17	TC..T16T3	M4x10	T15

## External diameter turning tool holder STWCR/L

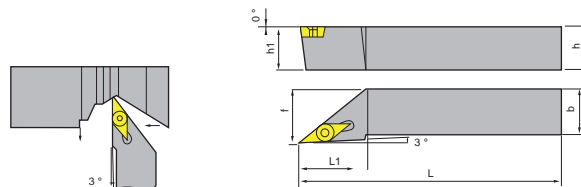
外径车刀杆 STWCR/L



Order No.	Dimensions						Inserts	Screw	Wrench
	h	b	L	L1	h1	f			
STWCR/L1212H11	12	12	100	8	12	15.3	TC..1102..	M2.5x6	T8
STWCR/L1616H11	16	16	100	8	16	19.3			
STWCR/L2020K11	20	20	125	8	20	23.3			
STWCR/L2525M11	25	25	150	8	25	28.3			
STWCR/L1616H16	16	16	100	12	16	21	TC..16T3..	M4x8	T15
STWCR/L2020H16	20	20	125	12	20	26			
STWCR/L2525K16	25	25	150	12	25	31			
STWCR/L3232P16	32	32	170	12	32	38			

## External diameter turning tool holder SVJ\*R/L

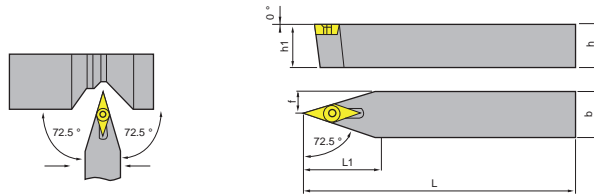
外径车刀杆 SVJ\*R/L



Order No.	Dimensions						Inserts	Screw	Wrench
	h	b	L	L1	h1	f			
SVJ-R/L1616H16	16	16	100	32	16	20	VC..1604 VB..1604	M4x10	T15
SVJ-R/L2020K16	20	20	125	32	20	25			
SVJ-R/L2525M16	25	25	150	32	25	32			
SVJ-R/L3232P16	32	32	170	40	32	40			

## External diameter turning tool holder SVV\*N

外径车刀杆 SVV\*N

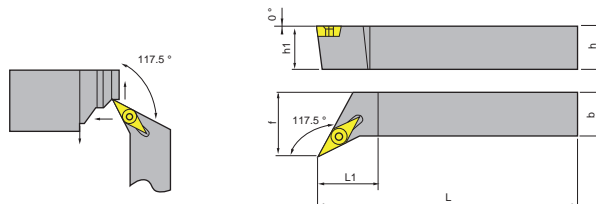


Order No.	Dimensions						Inserts	Screw	Wrench
	h	b	L	L1	h1	f			
SVV-N1616H11	16	16	100	24	16	8	VC..1103 VB..1103	M2.5x6	T8
SVV-N2020K11	20	20	125	24	20	10			
SVV-N2525M11	25	25	150	24	25	12.5			
SVV-N1616H16	16	16	100	34	16	8	VC..1604 VB..1604	M4x10	T15
SVV-N2020H16	20	20	125	34	20	10			
SVV-N2525K16	25	25	150	34	25	12.5			
SVV-N3232P16	32	32	170	34	32	16			

Indexable tools holder and facing cutter

## External diameter turning tool holder SVQ\*R/L

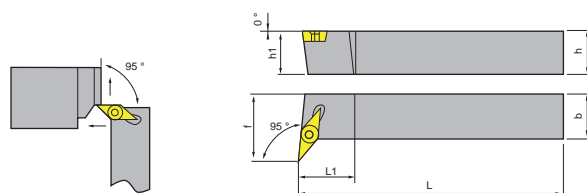
外径车刀杆 SVQ\*R/L



Order No.	Dimensions						Inserts	Screw	Wrench
	h	b	L	L1	h1	f			
SVQ-R/L1616H16	16	16	100	35	16	20	VC..1604 VB..1604	M4x10	T15
SVQ-R/L2020K16	20	20	125	35	20	25			
SVQ-R/L2525M16	25	25	150	35	25	32			
SVQ-R/L3232P16	32	32	170	35	32	40			

## External diameter turning tool holder SVU\*R/L

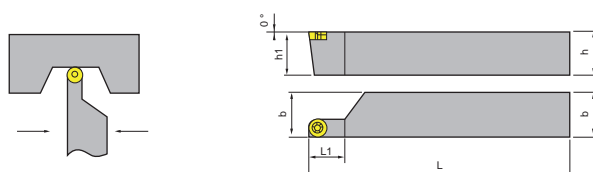
外径车刀杆 SVU\*R/L



Order No.	Dimensions						Inserts	Screw	Wrench
	h	b	L	L1	h1	f			
SVUBR/L1616H11	16	16	100	12	16	16	VC..1103	M2.5x6	T8
SVUCR/L2020K11	16	16	100	16	16	20	VB..1103		
SVUBR/L2525M16	25	25	150	16	25	32	VC..1604	M4x10	T15
SVUCR/L3232P16	32	32	170	16	32	40	VB..1604		

## External diameter turning tool holder SRACR/L

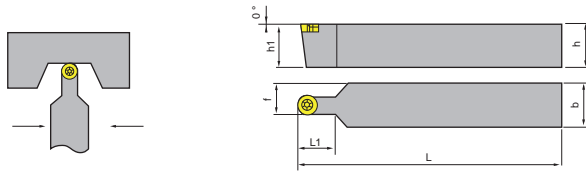
外径车刀杆 SRACR/L



Order No.	Dimensions						Inserts	Screw	Wrench
	h	b	L	L1	h1	f			
SRACR/L1616H08	16	16	100	16	16	16.5	RC..0803..	M3x8	T10
SRACR/L2020K08	20	20	125	16	20	20.5			
SRACR/L2525M08	25	25	150	16	25	25.5			
SRACR/L2020K10	20	20	125	20.3	20	20.4	RC..1003..	M4x10	T15
SRACR/L2525M10	25	25	150	20.3	25	25.4			

## External diameter turning tool holder SRDCN

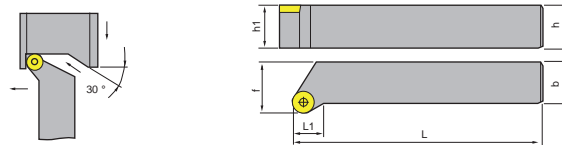
外径车刀杆 SRDCN



Order No.	Dimensions						Inserts	Screw	Wrench
	h	b	L	L1	h1	f			
SRDCN1616H08	16	16	100	16	16	8	RC..0803	M3x8	T8
SRDCN2020K08	20	20	125	16	20	10			
SRDCN2525M08	25	25	150	16	25	12.5			
SRDCN1010H10	10	10	100	20.3	10	5			
SRDCN1616H10	16	16	100	20.3	16	8			
SRDCN2020K10	20	20	125	20.3	20	10			
SRDCN2525M10	25	25	150	20.3	25	12.5	RC..1003	M4x8	T15
SRDCN3232P10	32	32	170	20.3	32	16			

## External diameter turning tool holder SRGCR/L

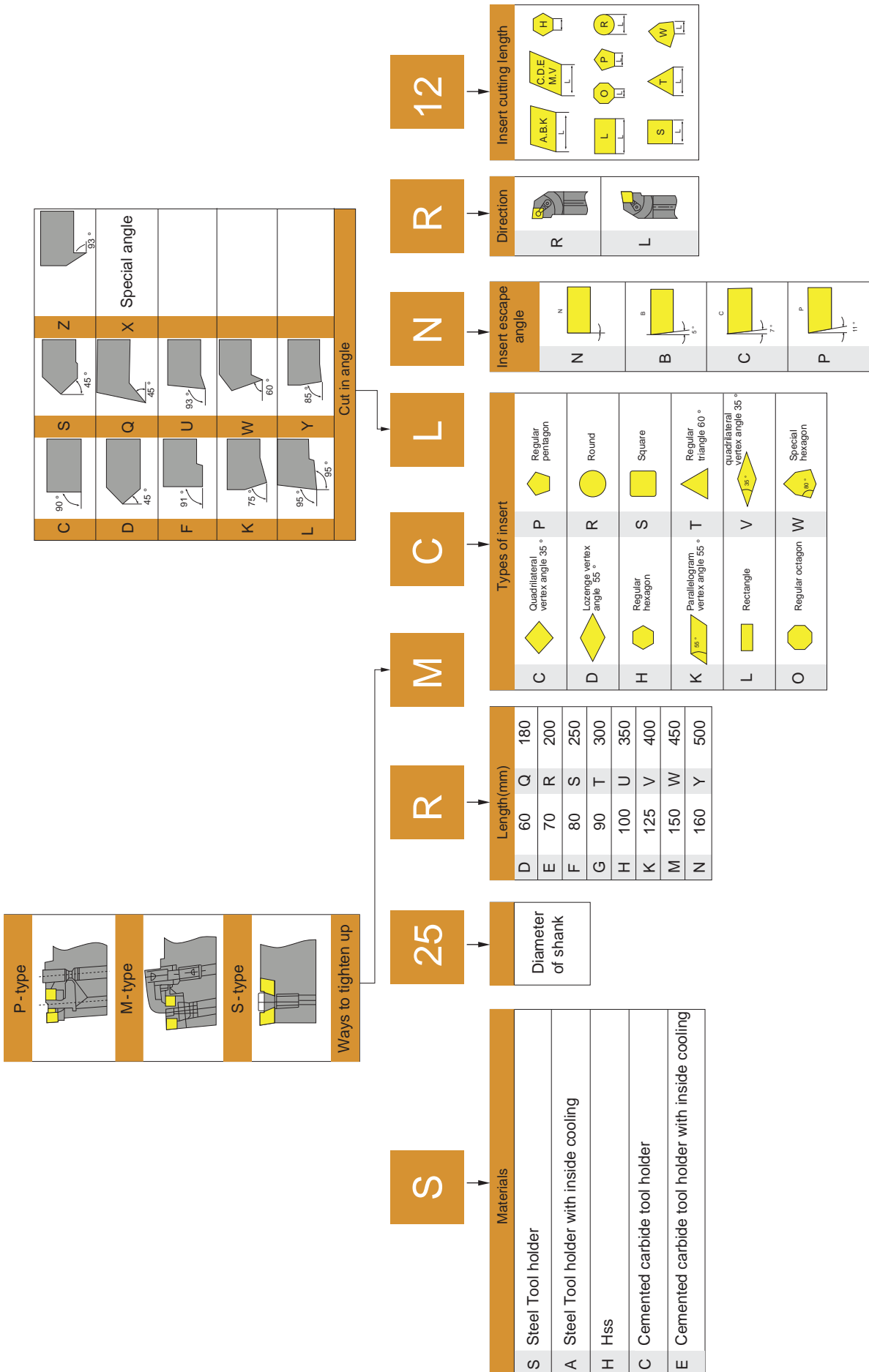
外径车刀杆 SRGCR/L



Order No.	Dimensions						Inserts	Screw	Wrench
	h	b	L	L1	h1	f			
SRGCR/L1212H05	12	12	100	9.5	12	16	RC..0502	M2.2x4	T7
SRGCR/L1616H05	16	16	100	9.5	16	20			
SRGCR/L2020K05	20	20	125	11.2	20	25			
SRGCR/L2525M05	25	25	150	14.7	25	32			
SRGCR/L1212H06	12	12	100	10	12	16			
SRGCR/L1616H06	16	16	100	10	16	20			
SRGCR/L2020K06	20	20	125	12	20	25	RC..0602	M2.5x6	T8
SRGCR/L2525M06	25	25	150	15	25	32			
SRGCR/L1616H08	16	16	100	11	16	20	RC..0803	M3x8	T9
SRGCR/L2020K08	20	20	125	12.7	20	25			
SRGCR/L2525M08	25	25	150	16.2	25	32			

## Description of internal diameter turning tool holder

内径车刀杆型号说明



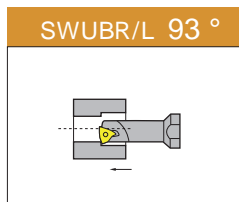
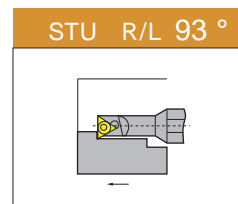
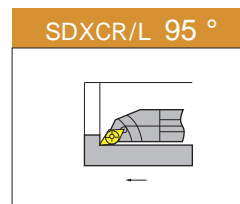
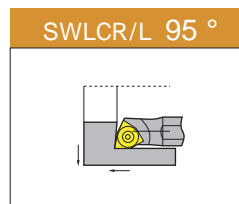
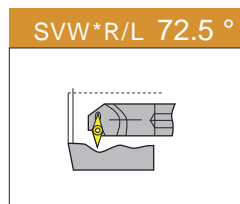
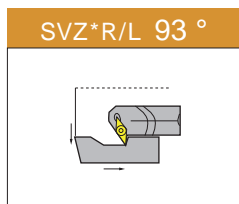
## Types of internal diameter turning tool holder

内径车刀杆种类

MCLNR/L 95 ° 	MCKNR/L 75 ° 	MCWNR/L 91 ° 	MTJNR/L 93 ° 	MTFNR/L 91 ° 
MCBNR/L 60 ° 	MTUNR/L 95 ° 	MTQNR/L 105 ° 	MWLNRL/L 95 ° 	MSKNR/L 75 ° 
MDUNR/L 95 ° 	MDQNR/L 107.5 ° 	MDZNR/L 93 ° 	MVQNR/L 117.5 ° 	MVXNR/L 1 ° 
MVUNR/L 93 ° 	MVWNR/L 72.5 ° 	SCLCR/L 95 ° 	SCLCR/L 95 ° 	SCKCR/L 75 ° 
SCKCR/L 75 ° 	SCZCR/L 93 ° 	SDUCR/L 93 ° 	SDQCR/L 107.5 ° 	SDZCR/L 93 ° 
SDWCR/L 62.5 ° 	SDXCR/L 95 ° 	STFCR/L 91 ° 	STUCR/L 95 ° 	STWCR/L 60 ° 
SSSCR/L 45 ° 	SSKCR/L 75 ° 	SVQ*R/L 117.5 ° 	SVU*R/L 95 ° 	SVX*R/L 96 ° 

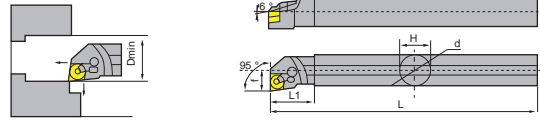
## Types of internal diameter turning tool holder

内径车刀杆种类



## Internal diameter turning tool holder 95° MCLNR/L

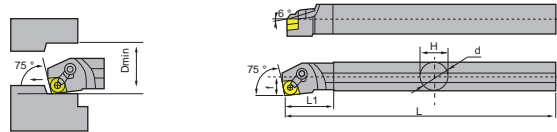
95° 内径车刀杆 MCLNR/L



Order No.	Dimensions							Inserts	Shim	Pin	Clamp	Screw	Wrench
	ΦDmin	Φd	L	L1	H	f	a°						
S20R-MCLNR/L12	25	20	200	45	19	13	15°	RC..0803	SC1204	CTM613	HL1810	ML0620	T2.5 T3.0
S25S-MCLNR/L12	32	25	250	45	24	16.5	12°			CTM617	HL1814		
S32T-MCLNR/L12	40	32	300	50	30	22.5	17°						
S40U-MCLNR/L12	50	40	350	55	38	26	15°						
S40U-MCLNR/L16	50	40	350	55	38	26	15°	RC..1003	SC1604	CTM819	HL1719	ML0825	T4.0 T5.0

## Internal diameter turning tool holder 75° MCKNR/L

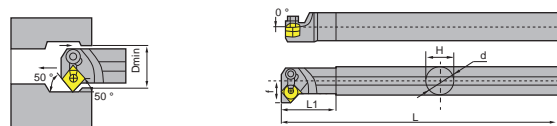
75° 内径车刀杆 MCKNR/L



Order No.	Dimensions							Inserts	Shim	Pin	Clamp	Screw	Wrench
	ΦDmin	Φd	L	L1	H	f	a°						
S20R-MCKNR/L12	26	20	200	45	19	14	15°	CN..1204	SC1204	CTM613	HL1810	ML0620	T3.0
S25S-MCKNR/L12	32	25	250	45	24	16	12°			CTM617	HL1814		
S32T-MCKNR/L12	40	32	300	50	30	22	17°						
S40U-MCKNR/L12	50	40	350	55	38	26	15°						

## Internal diameter turning tool holder 75° MCWNR/L

75° 内径车刀杆 MCWNR/L

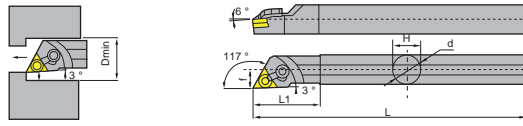


Order No.	Dimensions							Inserts	Shim	Pin	Clamp	Screw	Wrench	
	ΦDmin	Φd	L	L1	H	f	a°							
S20R-MCWNR/L12	30	20	200	45	19	17	15°	CN..1204	SC1204	CTM613	HL1810	ML0620	T3.0	
S25S-MCWNR/L12	35	25	250	45	24	19.5	12°				HL1814			
S32T-MCWNR/L12	42	32	300	50	30	23	17°							
S20R-MCLNR/L12	50	40	350	55	38	27	15°							



## Internal diameter turning tool holder 93° MTJNR/L

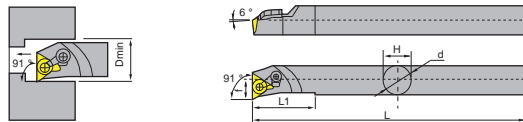
93° 内径车刀杆 MTJNR/L



Order No.	Dimensions							Inserts	Shim	Pin	Clamp	Screw	Wrench
	ΦDmin	Φd	L	L1	H	f	a°						
S20R-MTJNR/L16	25	20	200	40	19	13	15°	TN..1604	SC1603	CTM510	HL1810	ML0620	T2.0 T3.0
S25S-MTJNR/L16	32	25	250	45	24	16	12°			CTM513	HL1814	ML0625	T2.0 T3.0
S32T-MTJNR/L16	41	32	300	54	30	22.5	17°						

## Internal diameter turning tool holder 91° MTFNR/L

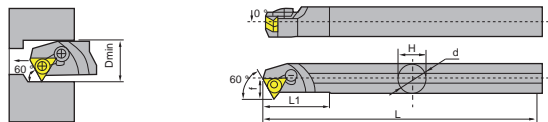
91° 内径车刀杆 MTFNR/L



Order No.	Dimensions							Inserts	Shim	Pin	Clamp	Screw	Wrench
	ΦDmin	Φd	L	L1	H	f	a°						
S20R-MTFNR/L16	25	20	200	40	19	13	15°	TN..1604	ST1603	CTM510	HL1810	ML0620	T2.0 T3.0
S20R-MCLNR/L12	32	25	250	45	24	16.5	12°		ST1603	CTM513	HL1814	ML0625	T2.0 T3.0
S32T-MTFNR/L16	41	32	300	54	30	22.5	17°						
S40U-MTFNR/L16	50	40	350	60	38	26.5	15°						

## Internal diameter turning tool holder 60° MTWNR/L

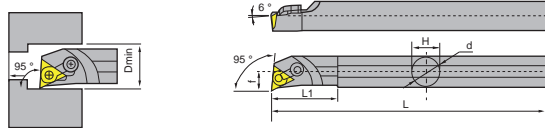
60° 内径车刀杆 MTWNR/L



Order No.	Dimensions							Inserts	Shim	Pin	Clamp	Screw	Wrench
	ΦDmin	Φd	L	L1	H	f	a°						
S20R-MTWNR/L16	27	20	200	40	19	14	15°	TN..1604	ST1603	CTM510	HL1810	ML0620	T2.0 T3.0
S25S-MTWNR/L16	32	25	250	45	24	16.5	12°			CTM513	HL1814	ML0625	T2.0 T3.0
S32T-MTWNR/L16	39	32	300	54	30	20	17°						

## Internal diameter turning tool holder 95° MTUNR/L

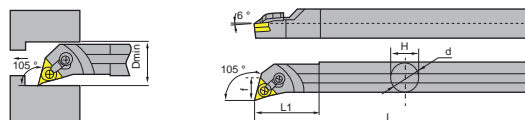
95° 内径车刀杆 MTUNR/L




Order No.	Dimensions							Inserts	Shim	Pin	Clamp	Screw	Wrench
	ΦDmin	Φd	L	L1	H	f	a°						
S20R-MTUNR/L16	25	20	200	40	13	13	15°	TN..1604	ST1603	CTM510	HL1810	ML0620	T2.0 T3.0
S25S-MTUNR/L16	32	25	250	45	24	16.5	12°						
S20R-MCLNR/L12	41	32	300	54	30	22.5	17°		ST1603	CTM513	HL1814	ML0625	T2.0 T3.0
S40U-MTUNR/L16	50	40	350	60	38	26.5	15°						

## Internal diameter turning tool holder 105° MTQNR/L

105° 内径车刀杆 MTQNR/L

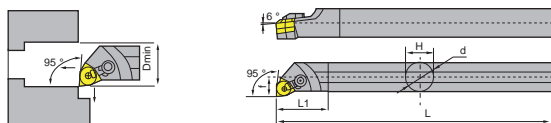


Order No.	Dimensions							Inserts	Shim	Pin	Clamp	Screw	Wrench
	ΦDmin	Φd	L	L1	H	f	a°						
S20R-MTQNR/L16	25	20	200	40	19	12.5	15°	TN..1604	ST1603	CTM510	HL1810	ML0620	T2.0 T3.0
S25S-MTQNR/L16	32	25	250	45	24	16	12°						
S32T-MTQNR/L16	41	32	300	54	30	22.5	17°		ST1603	CTM513	HL1814	ML0625	T2.0 T3.0
S40U-MTQNR/L16	50	40	350	60	38	26.5	15°						



## Internal diameter turning tool holder 95° MWLNR/L

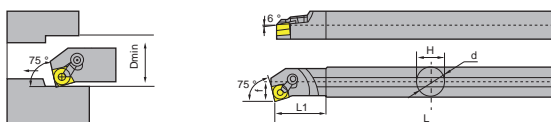
95° 内径车刀杆 MWLNR/L



Order No.	Dimensions							Inserts	Shim	Pin	Clamp	Screw	Wrench
	ΦDmin	Φd	L	L1	H	f	a°						
S16Q-MWLNR/L06	22	16	180	35	15	11	18°	WN..0604	SW1603	CTM510	HL1510	ML0520	T2.0 T3.0
S20R-MWLNR/L06	25	20	200	40	19	13	15°			CTM513	HL1810		
S25S-MWLNR/L06	32	25	250	36	23	17	18°			CTM513	HL1810	ML0620	L2.0 T3.0
S20R-MCLNR/L12	40	32	300	50	30	22	15°						
S40U-MWLNR/L06	50	40	350	60	37	27	15°	WN..0804	SW0804	CTM617	HL1814	ML0625	L3.0 T4.0
S25S-MWLNR/L08	32	25	250	36	23	17	12°						
S32T-MWLNR/L08	40	32	300	50	30	22	17°						
S40U-MWLNR/L08	50	40	350	60	37	27	15°						

## Internal diameter turning tool holder 75° MSKNR/L

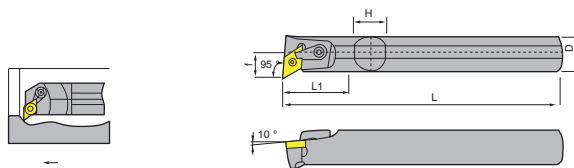
75° 内径车刀杆 MSKNR/L



Order No.	Dimensions							Inserts	Shim	Pin	Clamp	Screw	Wrench
	ΦDmin	Φd	L	L1	H	f	a°						
S20R-MSKNR/L12	32	20	200	40	19	13	15°	SN..1204	SC1204	CTM613	HL1810	ML0625	T2.5 T3.0
S25S-MSKNR/L12	32	25	250	45	24	17	12°			CTM617	HL1814		
S32T-MSKNR/L12	40	32	300	50	30	22	17°						
S40U-MSKNR/L12	50	40	350	55	38	27	15°						
S50V-MSKNR/L12	60	50	400	65	48	30	12°						

## Internal diameter turning tool holder 95° MDUNR/L

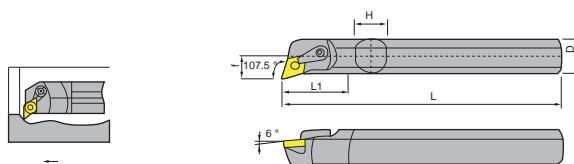
95° 内径车刀杆 MDUNR/L



Order No.	Dimensions							Inserts	Shim	Pin	Clamp	Screw	Wrench
	ΦDmin	Φd	L	L1	H	f	a°						
S25S-MDUNR/L15	32	25	250	45	24	16	12°	DN..1504	SD1506	CTM619	HL2114	ML0625	T2.5 T3.0
S32T-MDUNR/L15	40	32	300	50	30	21	17°						
S40U-MDUNR/L15	50	40	350	60	38	26	15°						

## Internal diameter turning tool holder 107.5° MDQNR/L

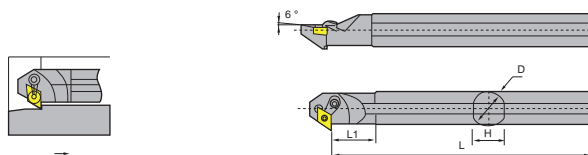
107.5° 内径车刀杆 MDQNR/L



Order No.	Dimensions							Inserts	Shim	Pin	Clamp	Screw	Wrench
	ΦDmin	Φd	L	L1	H	f	a°						
S25S-MDQNR/L15	32	25	250	45	24	17	12°	DN..1504	-	CTM613	HL2114	ML0625	T2.5 T3.0
S32T-MDQNR/L15	40	32	300	50	30	22.5	17°		MD1506	CTM619	HL2114	ML0625	T2.5 T3.0
S40U-MDQNR/L15	50	40	350	60	38	27	15°						

## Internal diameter turning tool holder 93° MDZNR/L

93° 内径车刀杆 MDZNR/L

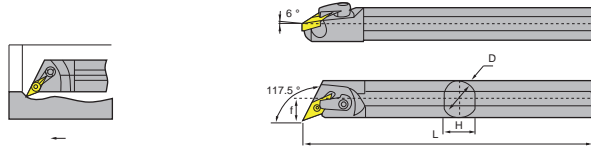


Order No.	Dimensions							Inserts	Shim	Pin	Clamp	Screw	Wrench
	ΦDmin	Φd	L	L1	H	f	a°						
S32T-MDZNR/L15	40	32	300	50	30	23	17°	DN..1504	SD1506	CTM619	HL2114	ML0625	T2.5 T3.0
S40U-MDZNR/L15	50	40	350	55	38	27	15°						



## Internal diameter turning tool holder 117.5° MVQNR/L

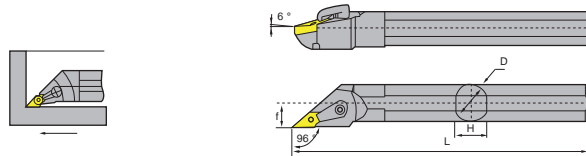
117.5° 内径车刀杆 MVQNR/L



Order No.	Dimensions							Inserts	Shim	Pin	Clamp	Screw	Wrench
	ΦDmin	Φd	L	L1	H	f	a°						
S25S-MVQNR/L15	32	25	250	45	24	17	12°	VN..1604	SV1603	CTM513	HL2114	ML0625	T2.0 T3.0
S32T-MVQNR/L15	42	32	300	50	30	23	17°						
S40U-MVQNR/L15	50	40	350	55	38	27	15°						

## Internal diameter turning tool holder 1° MVXNR/L

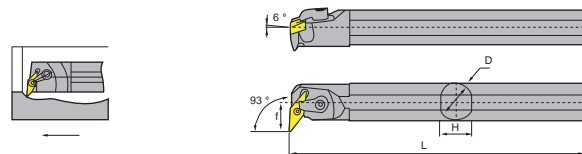
1° 内径车刀杆 MVXNR/L



Order No.	Dimensions							Inserts	Shim	Pin	Clamp	Screw	Wrench
	ΦDmin	Φd	L	L1	H	f	a°						
S20R-MVXNR/L	27	20	200	40	19	14	15°	VN..1604	SV1603	CTM510	HL2114	ML0625	T2.0 T3.0
S25S-MVXNR/L	32	25	250	45	24	17	12°			CTM513			
S32T-MVXNR/L	42	32	300	50	30	23	17°						
S40U-MVXNR/L	50	40	350	55	38	27	15°						

## Internal diameter turning tool holder 93° MVUNR/L

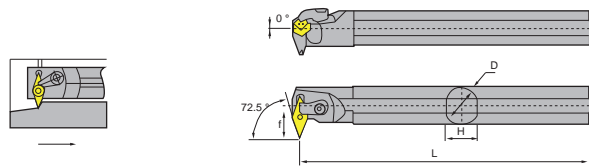
93° 内径车刀杆 MVUNR/L



Order No.	Dimensions							Inserts	Shim	Pin	Clamp	Screw	Wrench
	ΦDmin	Φd	L	L1	H	f	a°						
S25S-MVUNR/L16	36	25	250	45	24	20	12°	VN..1604	SV1603	CTM510	HL2114	ML0625	T2.0 T3.0
S32T-MVUNR/L16	42	32	300	50	30	22	17°			CTM513			
S40U-MVUNR/L16	50	40	350	55	38	26	15°						

## Internal diameter turning tool holder 72.5° MVWNR/L

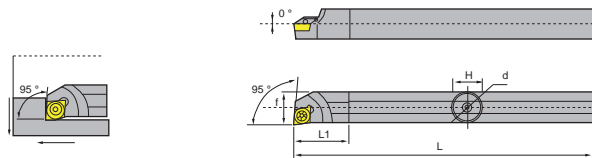
72.5° 内径车刀杆 MVWNR/L



Order No.	Dimensions							Inserts	Shim	Pin	Clamp	Screw	Wrench
	ΦDmin	Φd	L	L1	H	f	a°						
S25S-MVWNR/L16	40	25	250	45	24	26	12°	VN..1604	SV1603	CTM513	HL1810	ML0625	T2.0 T3.0
S32T-MVWNR/L16	48	32	300	50	30	30	17°				HL1814		

## Internal diameter turning tool holder 95° SCLCR/L

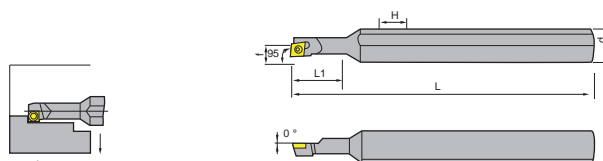
95° 内径车刀杆 SCLCR/L



Order No.	Dimensions							Inserts	Screw	Wrench
	ΦDmin	ΦD	f	L	L1	H	a°			
S08K-SCLCR/L06	10	8	5	125	14	7	-15°	CC..0602	M2.5x6	T8
S10K-SCLCR/L06	12	10	6	125	14	9	-13°			
S12M-SCLCR/L06	16	12	9	150	25	11	-10°			
S16Q-SCLCR/L06	20	16	11	180	32	15	-8°	CC..09T3	M4x8	T15
S12M-SCLCR/L09	16	12	9	150	25	11	-10°			
S16Q-SCLCR/L09	20	16	11	180	32.5	15	-12°			
S20R-SCLCR/L09	25	20	13	200	38	18	-8°	CC..1204	M5x12	T20
S25S-SCLCR/L09	32	25	17	250	45	23	-6°			
S25S-SCLCR/L12	32	25	17	250	45	23	-6°			
S32T-SCLCR/L12	40	32	22	300	50	30	-10°	CC..0602	M2.5x6	T8
S40U SCLCR/L12	50	40	27	350	60	37	-8°			
H08K-SCLCR/L06	10	8	5	125	14	7	-15°			
H10K-SCLCR/L06	12	10	6	125	14	9	-13°	CC..0602	M2.5x6	T8
H12M-SCLCR/L06	16	12	9	150	25	11	-10°			
H16Q-SCLCR/L06	20	16	11	180	32	15	-8°			

## Internal diameter turning tool holder 95° SCLCR/L

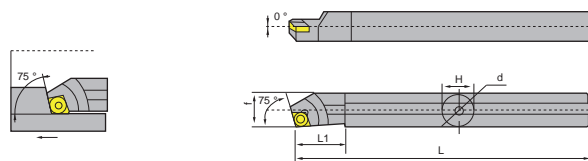
95° 内径车刀杆 SCLCR/L



Order No.	Dimensions							Inserts	Screw	Wrench
	ΦDmin	ΦD	f	L	L1	H	a°			
S07M-SCLCR/L06-A16	10	16	150	150	15	4.9	15°	CC..0602	M2.5x5	T8
S08M-SCLCR/L06-A16	11	16	150	150	15	5.5	13°			
S10M-SCLCR/L06-A16	12	16	150	150	15	6	12°		M2.5x6	
S12M-SCLCR/L06-A16	14	16	150	150	15	7	10°			

## Internal diameter turning tool holder 75°SCKCR/L

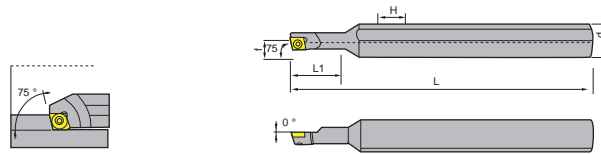
75° 内径车刀杆 SCKCR/L



Order No.	Dimensions							Inserts	Screw	Wrench
	ΦDmin	ΦD	f	L	L1	H	a°			
S08K-SCKCR/L06	10.5	10.5	5.5	125	20	7	13°	CC..0702	M2.5x6	T8
S10K-SCKCR/L06	13.5	13.5	6	125	22	9	12°			
S12M-SCKCR/L06	16	16	7	150	23	11	10°		CC..09T3	
S12M-SCKCR/L09	16	16	8	150	30	11	12°			
S14N-SCKCR/L09	17	17	8	160	30	13	10°	M4x8	T15	
S16Q-SCKCR/L09	20	20	9.5	180	30	15	10°			
S20R-SCKCR/L09	25	25	11.5	200	35	19	8°			
S25S-SCKCR/L09	31	31	14	250	40	24	8°			

## Internal diameter turning tool holder 75° SCKCR/L

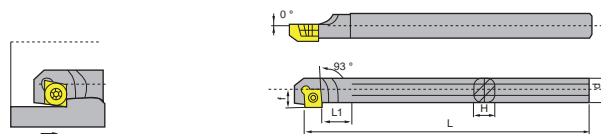
75° 内径车刀杆 SCKCR/L



Order No.	Dimensions							Inserts	Screw	Wrench
	$\Phi D_{min}$	$\Phi D$	f	L	L1	H	$a^\circ$			
S07M-SCKCR/L06-A16	10	16	4.9	150	150	15	15°	CC..0602	M2.5x5	T8
S08M-SCKCR/L06-A16	11	16	5.5	150	150	15	13°			
S10M-SCKCR/L06-A16	12	16	6	150	150	15	12°			
S12M-SCKCR/L06-A16	14	16	7	150	150	15	10°			

## Internal diameter turning tool holder 93° SCZCR/L

93° 内径车刀杆 SCZCR/L

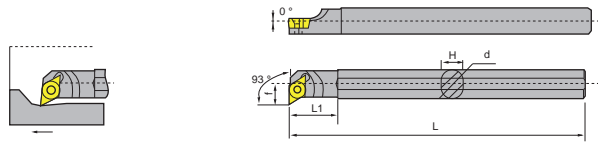


Order No.	Dimensions							Inserts	Screw	Wrench
	$\Phi D_{min}$	$\Phi D$	f	L	L1	H	$a^\circ$			
S08K-SCZCR/L06	12.5	8	6.5	125	25	7	13°	CC..0602	M2.5x6	T8
S10K-SCZCR/L06	14	10	7.5	125	27	9	12°			
S12M-SCZCR/L06	16	12	8.5	150	30	11	10°			
S16Q-SCZCR/L06	20	16	10, 5	180	35	15	8°			
S20R-SCZCR/L09	25	20	13.5	200	40	19	8°			
S25S-SCZCR/L09	32	25	16	250	42	24	6°	CC..09T3	M4x8	T15



## Internal diameter turning tool holder 93° SDUCR/L

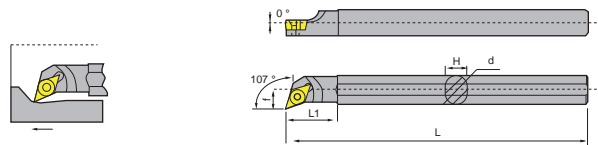
93° 内径车刀杆 SDUCR/L



Order No.	Dimensions							Inserts	Screw	Wrench
	$\Phi D_{min}$	$\Phi D$	f	L	L1	H	$a^\circ$			
S10K-SDUCR/L07	15	10	8	125	25	9	10°	DC..0702	M2.5x6	T8
S12M-SDUCR/L07	17	12	9	150	28	11	8°			
S16Q-SDUCR/L07	22	16	11	180	30	15	6°			
S16Q-SDUCR/L11	25	20	13	180	40	19	6°	DC..11T3	M4x8	T15
S20R-SDUCR/L11	32	25	16	200	40	24	4°			
S25S-SDUCR/L11	39	32	20	250	45	30	4°			
S32T-SDUCR/L11	50	40	24	300	50	38	2°	DC..0702	M2.5x6	T8
H10K-SDUCR/L07	15	10	8	125	25	9	10°			
H12M-SDUCR/L07	17	12	9	150	28	11	8°			
H16Q-SDUCR/L07	22	16	11	180	30	15	6°			

## Internal diameter turning tool holder 107.5° SDQCR/L

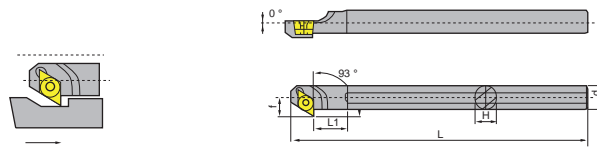
107.5° 内径车刀杆 SDQCR/L



Order No.	Dimensions							Inserts	Screw	Wrench
	$\Phi D_{min}$	$\Phi D$	f	L	L1	H	$a^\circ$			
S10K-SDQCR/L07	13	10	7	125	23	9	10°	DC..0702	M2.5x6	T8
S12M-SDQCR/L07	16	12	9	150	30	11	8°			
S16Q-SDQCR/L07	20	16	10.5	180	30	15	6°			
S20R-SDQCR/L11	25	20	13	200	39	19	6°	DC..11T3	M4x8	T15
S25S-SDQCR/L11	32	25	16	250	40	24	4°			
S32T-SDQCR/L11	39	32	20	300	43	30	6°			
H10K-SDQCR/L07	13	10	7	125	23	9	10°	DC..0702	M2.5x6	T8
H12M-SDQCR/L07	16	12	9	150	30	11	8°			
H16Q-SDQCR/L07	20	16	10.5	180	30	15	6°			

## Internal diameter turning tool holder 93° SDZCR/L

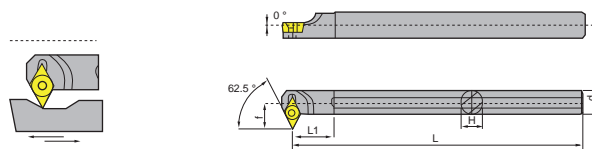
93° 内径车刀杆 SDZCR/L



Order No.	Dimensions							Inserts	Screw	Wrench
	$\Phi D_{min}$	$\Phi D$	f	L	L1	H	$a^\circ$			
S10K-SDZCR/L07	16	10	8.5	125	28	9	12°	DC..0702	M2.5x6	T8
S12M-SDZCR/L07	18	12	9.5	150	30	11	10°			
S16Q-SDZCR/L07	24	16	11.5	180	30	15	8°			
S20R-SDZCR/L11	28	20	14.5	200	40	19	8°	DC..11T3	M4x10	T15
S25S-SDZCR/L11	34	25	17	250	45	24	6°			
S32T-SDZCR/L11	38	32	20.5	300	50	30	4°			

## Internal diameter turning tool holder 62.5° SDWCR/L

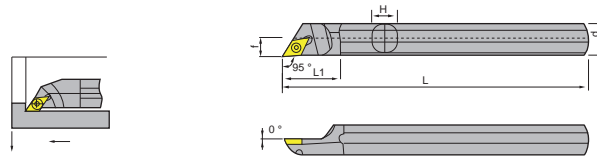
62.5° 内径车刀杆 SDWCR/L



Order No.	Dimensions							Inserts	Screw	Wrench
	$\Phi D_{min}$	$\Phi D$	f	L	L1	H	$a^\circ$			
S12M-SDWCR/L07	19	12	10.5	150	28	11	10°	DC..0702	M2.5x6	T8
S16Q-SDWCR/L07	23	16	12.5	180	30	15	8°			
S20R-SDWCR/L07	27	20	14.5	200	30	19	6°			
S20R-SDWCR/L11	25.5	20	14.5	200	40	19	6°	DC..11T3	M4x8	T15
S25S-SDWCR/L11	32	25	17	250	45	24	4°			
S32T-SDWCR/L11	40	32	20	300	50	30	2°			

## Internal diameter turning tool holder 95° SDXCR/L

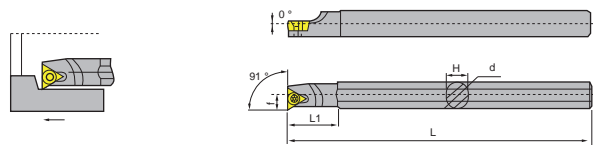
95° 内径车刀杆 SDXCR/L



Order No.	Dimensions							Inserts	Screw	Wrench
	ΦDmin	ΦD	f	L	L1	H	a°			
S08K-SDXCR/L07	10	8	125	20	7	5.5	12°	DC..0702	M2.5x6	T8
S10K-SDXCR/L07	13	10	125	25	9	7	10°			
S12M-SDXCR/L07	16	12	150	30	11	8.5	8°			
S16Q-SDXCR/L07	20	16	180	30	15	11	6°			
S20R-SDXCR/L11	25	20	200	40	19	13	6°	DC..11T3	M4x10	T15
S25S-SDXCR/L11	32	25	250	40	24	17	4°			

## Internal diameter turning tool holder 91° STFCL/L

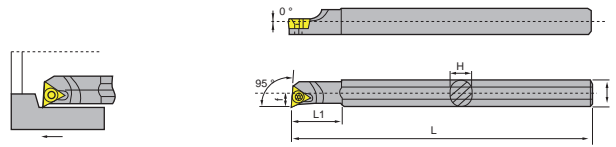
91° 内径车刀杆 STFCL/L



Order No.	Dimensions							Inserts	Screw	Wrench
	ΦDmin	ΦD	f	L	L1	H	a°			
S08K-STFCL/L09	11	8	5	125	23	7	15°	TC..0902	M2.2x5	T7
S10K-STFCL/L09	13.5	10	6	125	24	9	13°			
S12M-STFCL/L09	16	10	6	150	24	9	12°			
S10K-STFCL/L11	13.5	12	7	125	27	11	10°	TC..1102	M2.5x6	T8
S12M-STFCL/L11	20	16	9	150	30	15	8°			
S16Q-STFCL/L11	25	20	11	180	35	19	6°			
S20R-STFCL/L11	31	25	13.5	200	40	24	4°			
S20R-STFCL/L16	25	20	11	200	40	19	8°	TC..1102	M4x8	T15
S25S-STFCL/L16	31	25	14	250	40	24	6°			
S32T-STFCL/L16	39	32	17.5	300	45	30	4°			
H08K-STFCL/L09	11	8	5	125	23	7	15°	TC..0902	M2.2x5	T7
H10K-STFCL/L09	13.5	10	6	125	24	9	13°			
H12M-STFCL/L09	16	10	6	150	24	9	12°			
H10K-STFCL/L11	13.5	12	7	125	27	11	10°	TC..1102	M2.5x6	T8
H12M-STFCL/L11	20	16	9	150	30	15	8°			
H16Q-STFCL/L11	25	20	11	180	35	19	6°			

## Internal diameter turning tool holder 95° STUCR/L

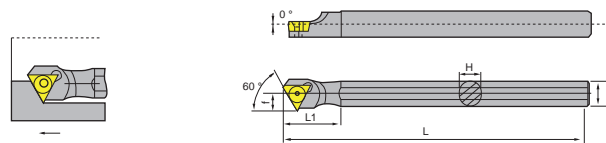
95° 内径车刀杆 STUCR/L



Order No.	Dimensions							Inserts	Screw	Wrench
	$\Phi D_{min}$	$\Phi D$	f	L	L1	H	$a^\circ$			
S08K-STUCR/L09	10.5	8	5	125	23	7	15°	TC..0902	M2.2x5	T7
S10K-STUCR/L09	13.5	10	6	125	24	9	13°			
S10K-STUCR/L11	13.5	10	6	125	24	9	12°	TC..1102	M2.5x6	T8
S12M-STUCR/L11	16	12	7	150	27	11	10°			
S16Q-STUCR/L11	20	16	9	180	30	15	8°			
S20R-STUCR/L11	25	20	11	200	35	19	6°			
S25S-STUCR/L11	31	25	13.5	250	40	24	4°			
S20R-STUCR/L16	25	20	11.5	200	40	19	8°	TC..16T3	M4x10	T15
S25S-STUCR/L16	31	25	14	300	40	24	6°			
S32T-STUCR/L16	39	32	17.5	350	45	30	4°			
H08K-STUCR/L09	10.5	8	5	125	23	7	15°	TC..0902	M2.2x5	T7
H10K-STUCR/L09	13.5	10	6	125	24	9	13°			
H10K-STUCR/L11	13.5	10	6	125	24	9	12°	TC..1102	M2.5x6	T8
H12M-STUCR/L11	16	12	7	150	27	11	10°			
H16Q-STUCR/L11	20	16	9	180	30	15	8°			

## Internal diameter turning tool holder 60° STWCR/L

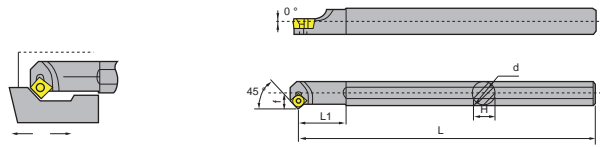
60° 内径车刀杆 STWCR/L



Order No.	Dimensions							Inserts	Screw	Wrench
	$\Phi D_{min}$	$\Phi D$	f	L	L1	H	$a^\circ$			
S08K-STWCR/L09	11	8	5.5	125	25	7	12°	TC..0902	M2.2x5	T7
S10K-STWCR/L11	14	10	8	125	25	9	10°			
S12M-STWCR/L11	16	12	9	150	30	11	8°	TC..1102	M2.5x6	T8
S16Q-STWCR/L11	20	16	11	180	30	15	6°			
S20R-STWCR/L11	25	20	13	200	35	19	4°			
S25S-STWCR/L16	32	25	17	250	45	24	6°	TC..16T3	M4x10	T15

## Internal diameter turning tool holder 45° SSSCR/L

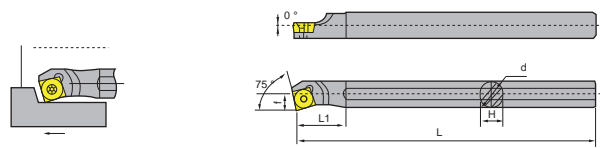
45° 内径车刀杆 SSSCR/L



Order No.	Dimensions							Inserts	Screw	Wrench
	$\Phi D_{min}$	$\Phi D$	f	L	L1	H	$a^\circ$			
S12M-SSSCR/L09	16	12	8.5	150	30	11	12°	SC..09T3	M4x8	T15
S16Q-SSSCR/L09	22	16	11.5	180	35	15	10°		M4x10	
S20R-SSSCR/L09	26	20	13.5	200	40	19	8°			
S25S-SSSCR/L09	31	25	16	250	40	24	6°			
S32T-SSSCR/L09	38	32	19.5	300	45	30	4°			

## Internal diameter turning tool holder 75° SSKCR/L

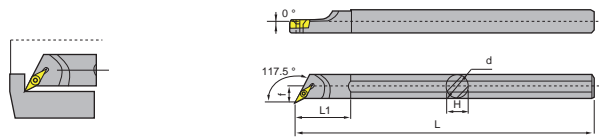
75° 内径车刀杆 SSKCR/L



Order No.	Dimensions							Inserts	Screw	Wrench
	$\Phi D_{min}$	$\Phi D$	f	L	L1	H	$a^\circ$			
S12M-SSKCR/L09	16	12	8.5	150	30	11	12°	SC..09T3	M4x8	T15
S16Q-SSKCR/L09	20	16	10.5	180	30	15	10°		M4x10	
S20R-SSKCR/L09	24	20	12.5	200	40	19	8°			
S25S-SSKCR/L09	31	25	15	250	40	24	6°			

## Internal diameter turning tool holder 117.5° SVQ-R/L

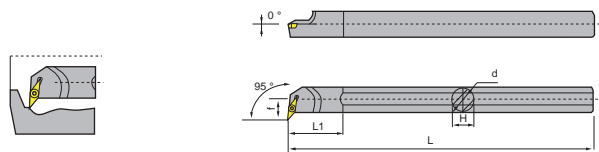
117.5° 内径车刀杆 SVQ-R/L



Order No.	Dimensions								Inserts	Screw	Wrench
	$\Phi D_{min}$	$\Phi D$	f	L	L1	H	a°				
							B	C			
S16Q-SVQ-R/L11	22	16	11.5	180	35	15	10°	8°	VC..1103	M2.5x6	T8
S20R-SVQ-R/L11	27	20	14	200	39	19	8°	6°	VB..1103		
S20R-SVQ-R/L16	27	20	14	200	50	19	1°	8°	VC..1604	M4x10	T15
S25S-SVQ-R/L16	32	25	16.5	250	50	24	8°	6°			
S32T-SVQ-R/L16	41	32	22.5	300	55	30	10°	8°			
S40U-SVQ-R/L16	50	40	27	350	55	38	8°	6°			

## Internal diameter turning tool holder 95° SVU-R/L

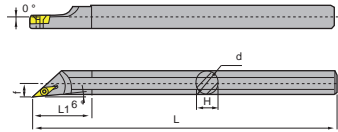
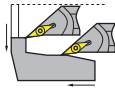
95° 内径车刀杆 SVU-R/L



Order No.	Dimensions								Inserts	Screw	Wrench
	$\Phi D_{min}$	$\Phi D$	f	L	L1	H	a°				
							B	C			
S16Q-SVU-R/L11	22	16	11.5	180	30	15	10°	8°	VC..1103	M2.5x6	T8
S20R-SVU-R/L11	27	20	14	200	32	19	8°	6°	VB..1103		
S20R-SVU-R/L16	31	20	19	200	50	19	10°	8°	VC..1604	M4x10	T15
S25S-SVU-R/L16	35	25	20	250	50	24	8°	6°			
S32T-SVU-R/L16	42	32	22.5	300	50	30	10°	8°			
S40U-SVU-R/L16	51	40	27	350	55	38	8°	6°			

## Internal diameter turning tool holder 96° SVX-R/L

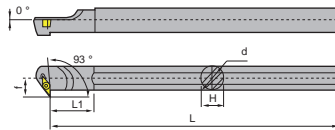
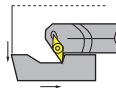
96° 内径车刀杆 SVX-R/L



Order No.	Dimensions								Inserts	Screw	Wrench
	$\Phi D_{min}$	$\Phi D$	f	L	L1	H	$a^\circ$				
							B	C			
S16Q-SVX-R/L11	22	16	11	180	40	15	10°	8°	VC..1103	M2.5x8	T8
S20R-SVX-R/L11	27	20	13.5	200	45	19	8°	6°	VB..1103		
S20R-SVX-R/L16	27	20	13.5	200	50	19	10°	8°	VC..1604 VB..1604	M4x10	T15
S25S-SVX-R/L16	32	25	16	250	50	24	8°	6°			
S32T-SVX-R/L16	40	32	19.5	300	60	30	10°	8°			
S40U-SVX-R/L16	50	40	23.5	350	65	38	8°	6°			

## Internal diameter turning tool holder 93° SVZ-R/L

93° 内径车刀杆 SVZ-R/L

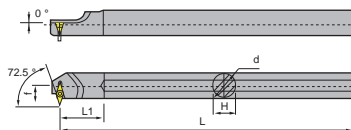
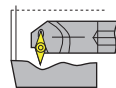


Order No.	Dimensions								Inserts	Screw	Wrench
	$\Phi D_{min}$	$\Phi D$	f	L	L1	H	$a^\circ$				
							B	C			
S16Q-SVZ-R/L11	22	16	11.5	180	34	15	10°	8°	VC..1103	M2.5x6	T8
S20R-SVZ-R/L11	27	20	14	200	38	19	8°	6°	VB..1103		
S25S-SVZ-R/L16	34	25	19.5	250	50	20	8°	6°	VC..1604 VB..1604	M4x10	T15
S32T-SVZ-R/L16	42	32	23.5	300	50	30	10°	8°			
S40U-SVZ-R/L16	50	40	27	350	60	38	8°	6°			

## Internal diameter turning tool holder 72.5° SVW-R/L

72.5° 内径车刀杆 SVW-R/L

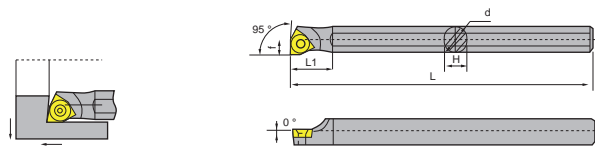
主偏角72.5°



Order No.	Dimensions								Inserts	Screw	Wrench
	$\Phi D_{min}$	$\Phi D$	f	L	L1	H	$a^\circ$				
							B	C			
S25S-SVW-R/L16	38	25	23	250	33	24	6°	5°	VC..1604	M4x10	T15
S32T-SVW-R/L16	45	32	26	300	41	30	6°	5°	VB..1604		

## Internal diameter turning tool holder 95° SWLCR/L

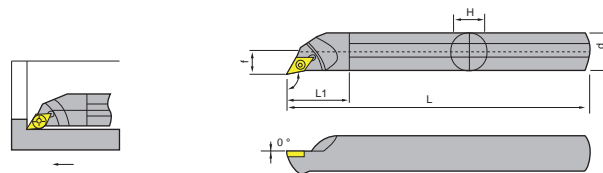
95° 内径车刀杆 SWLCR/L



Order No.	Dimensions							Inserts	Screw	Wrench
	$\Phi D_{min}$	$\Phi D$	f	L	L1	H	$a^\circ$			
S08K-SWLCR/L04	10	8	5	125	25	7	13°	WC..0402	M3x6	T10
S10K-SWLCR/L04	13	10	6.5	125	30	9	10°			
S12M-SWLCR/L04	16	12	7.5	150	37	11	13°			
S16Q-SWLCR/L06	20	16	9.5	180	40	15	10°			
S20R-SWLCR/L06	25	20	11.5	200	40	19	8°			
S25S-SWLCR/L06	31	25	14	250	40	24	6°			

## Internal diameter turning tool holder 95° SDXCR/L

95° 内径车刀杆 SDXCR/L



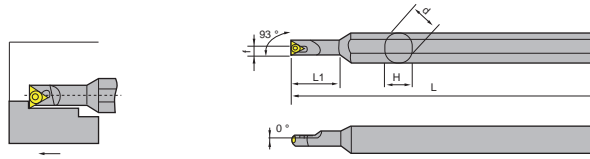
Order No.	Dimensions							Inserts	Screw	Wrench
	$\Phi D_{min}$	$\Phi D$	f	L	L1	H	$a^\circ$			
S08K-SDXCR/L07	10	8	5	125	20	7	12°	DC..0702..	M2.5x6	T8
S10K-SDXCR/L07	13	10	6	125	25	9	10°			
S12M-SDXCR/L07	16	12	7	150	30	11	8°			
S16Q-SDXCR/L07	20	16	9	180	30	15	6°			
S20R-SDXCR/L11	25	20	11.5	200	40	19	6°			
S25S-SDXCR/L11	32	25	14	250	40	24	4°			





## Internal diameter turning tool holder 93° STU □ R/L

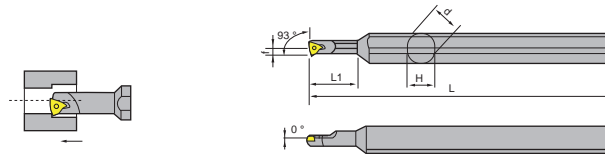
93° 内径车刀杆 STU □ R/L



Order No.	Dimensions							Inserts	Screw	Wrench
	ΦDmin	ΦD	f	L	L1	H	a°			
S07K-STUPR/L08-A12	9	12	4.5	125	25	11	12°	TP..0802..	M2.2x6	T6
S08M-STUPR/L08-A16	10	16	5	150	28	15	13°			
S08K-STUCR/L09-A12	10	12	5.5	125	28	11	15°	TC..0902..	M2.5x6	T8
S08M-STUCR/L09-A16	10	16	5.5	150	28	15	10°			
S10M-STUCR/L11-A16	12	16	6	150	30	15	12°	TC..1102..	M2.5x6	T8
S12M-STUCR/L11-A16	14	16	7	150	33	15	10°			
S10M-STUPR/L11-A16	12	16	6	150	30	15	12°	TP..1103..	M3x8	T8
S12M-STUPR/L11-A16	14	16	7	150	33	15	10°			

## Internal diameter turning tool holder 93° SWUBR/L

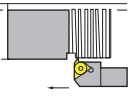
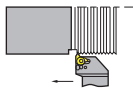
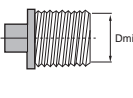
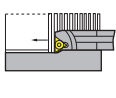
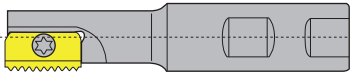

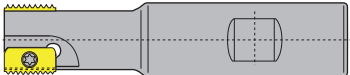
93° 内径车刀杆 SWUBR/L



Order No.	Dimensions							Inserts	Screw	Wrench
	ΦDmin	ΦD	f	L	L1	H	a°			
S0705H-SWUBR/L06	6	7	3	100	16	6	15°	WB..0601	M2.2x6	T6
S0805H-SWUBR/L06	6	8	3	100	16	7	15°			
S1005K-SWUBR/L06	6	10	3	125	16	9	15°			
S1205K-SWUBR/L06	6	12	3	125	20	11	15°			
S1605K-SWUBR/L06	6	16	3	125	20	15	15°			
S0806J-SWUBR/L06	7	8	3.5	110	20	7	15°			
S1006K-SWUBR/L06	7	10	3.5	125	20	9	12°			
S1207K-SWUBR/L06	8	12	4	125	25	11	12°			
S1607M-SWUBR/L06	8	16	4	150	25	15	12°			

## Types of internal thread cutter rod

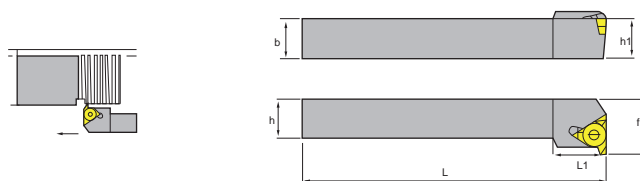
螺纹刀杆种类

<p>B-SER/L</p> 	<p>SER/L</p> 	<p>SNR 0005</p> 	<p>SNR/L</p> 
<p>Single flute thread milling tools holder SR..</p> 		<p>Single flute thread milling tools holder(Extended size) SR..</p> 	
<p>Double flutes thread milling tools holder</p> 			



## Internal threaded cutter rod B-SER/L

内螺纹刀杆 B-SER/L

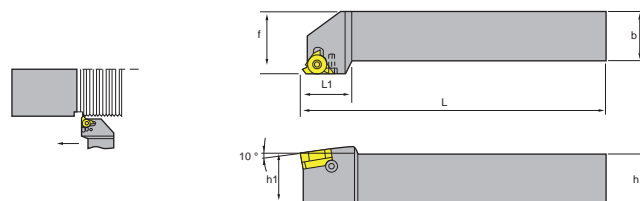


Order No.	Dimensions						Inserts	Shim	Screw	Wrench
	h	b	L	f	h1	L1				
B-SER/L1212H16	12	12	100	16	12	20	16/ER/L	-	M3.5x9	T8
B-SER/L1616H16	16	16	100	20	16	22		STM1603	M3.5x12	T15
B-SER/L2020K16	20	20	125	25	20	22				
B-SER/L2525M16	25	25	150	32	25	22				
B-SER/L3232P16	32	32	170	40	32	22				

Note: Left-handed tool holder match with right-handed insert, right-handed tool holder match with left-handed insert

## Internal threaded cutter rod SER/L

内螺纹刀杆 SER/L

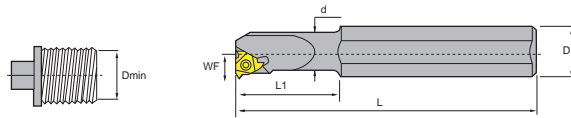


Order No.	Dimensions						Inserts	Shim	Screw	Wrench
	h	b	L	f	h1	L1				
SER/L1212H16	12	12	100	16	12	20	16ER/L	-	M3.5x9	T8
SER/L1616H16	16	16	100	20	16	22		STM1603	M3.5x12	T15
SER/L2020K16	20	20	125	25	20	22				
SER/L2525M16	25	25	150	32	25	22				
SER/L3232P16	32	32	170	40	32	22				

Note: Left-handed tool holder match with right-handed insert, right-handed tool holder match with left-handed insert

## Internal threaded cutter rod SNR 0005

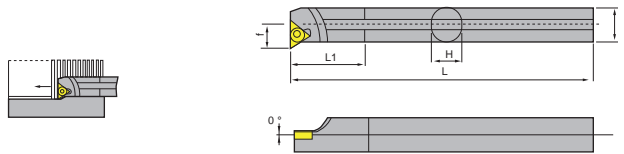
内螺纹刀杆 SNR 0005



Order No.	Dimensions						Inserts	Screw	Wrench
	$\Phi$ Dmin	$\Phi$ D	d	L	L1	WF			
SNR 0005 H06CB	6.4	6	5.1	100	25		06NR	M2.0x4	T6
SNR 0005 H06	6.4	12	5.1	100	12				

## Internal threaded cutter rod SNR/L

内螺纹刀杆 SNR/L

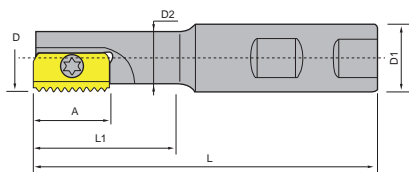


Order No.	Dimensions								Inserts	Shim	Screw	Wrench
	$\Phi$ Dmin	$\Phi$ D	H	L	L1	f	$a^\circ$					
SNR/L0008H08	8.5	8	7.4	100	15	5	15°	08/NR/L		M2.0x6	T6	
SNR/L0010K11	13	10	9	125	22	7.2	15°	11/NR/L	-	M2.5x6	T8	
SNR/L0012K11	15	12	11	150	22	8.5	15°					
SNR/L0013M16	16	16	15	150	32	10.2	17°	16/NR/L	STM1603	M3.5x9	T15	
SNR/L0012K11	19	16	15	150	40	11.7	15°					
SNR/L0020Q16	24	20	19	180	40	13.7	21°					
SNR/L0025R16	29	25	24	200	45	16.2	21°					
SNR/L0032S16	36	32	30	250	50	19.7	15°					
SNR/L0040T16	44	40	38	300	55	23.7	15°					
SNR/L0040T16	54	50	48	350	60	28.7	15°					

Note: Left-handed tool holder match with right-handed inser, right-handed tool holder match with left-handed insert

## Single-edge threaded milling rod SR..

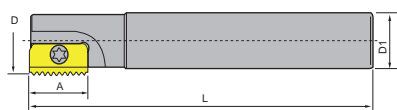
单刃螺纹铣刀杆 SR..



Order No.	Dimensions						Inserts	Screw	Wrench
	A	D	D1	D2	L	L1			
SR0010H12	12	9.5	16	7.6	85	29	12..	L60M2.5X7	T8
SR0012F14	14	12.0	20	8.9	80	30	14..	L60M3X8	T10
SR0014H14	14	14.5	20	11.2	85	33	14..	L60M3X8	T10
SR0017H14	14	17.0	20	13.4	85	35	14..	L60M3X8	T10
SR0018H21	21	18.0	20	13.8	85	35	21..	L60M3.5X8	T15
SR0021H21	21	21.0	20	15.5	94	44	21..	L60M3.5X8	T15
SR0029J30	30	29.0	25	22	110	52	30..	L60M4X11	T15
SR0048M40	40	48.0	40	35	153	83	40..	L60M5X14	T20

## Single-edge Thread Milling Tool Bar (Extended Type) SR..

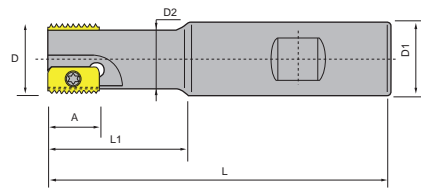
单刃螺纹铣刀杆(加长型) SR..



Order No.	Dimensions				Inserts	Screw	Wrench
	A	D	D1	L			
SR0025K21	21	25	20	125	21..	M3.5X8	T15
SR0031M30	30	31	25	150	30..	M4X11	T15
SR0038M30	30	38	32	150	30..	M4X11	T15
SR0038Q40	40	38	32	180	40..	M5X14	T20
SR0048R40	40	48	40	210	40..	M5X14	T20

## Double-edged threaded milling rod

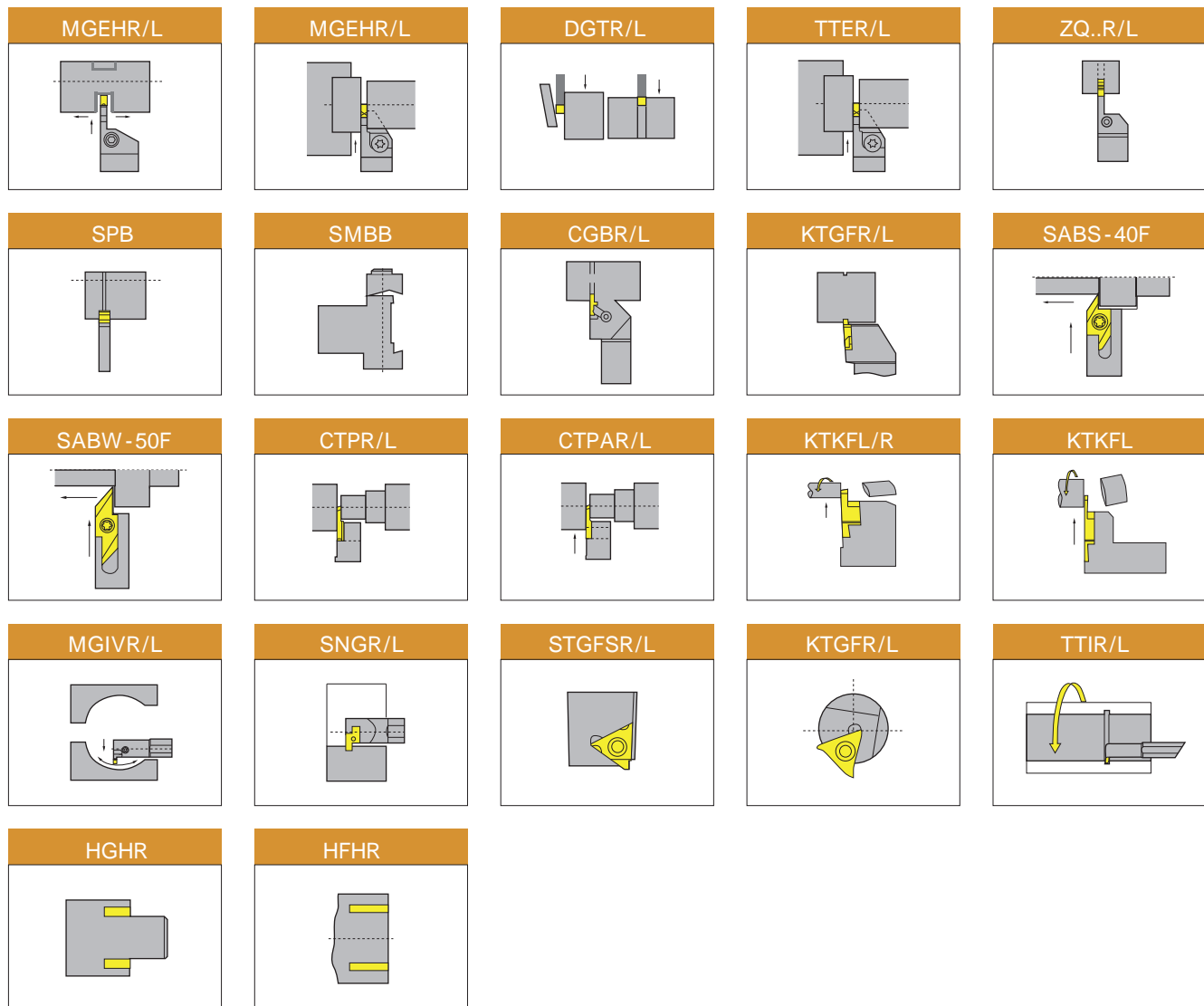
双刃螺纹铣刀杆



Order No.	Dimensions						Inserts	Screw	Wrench
	A	D	D1	D2	L	L1			
SR0020G14-2	14	20	20	16	93	37	14..	M3X7	T10
SR0020J14-2	14	20	20	16	113	57	14..	M3X7	T10
SR0030J21-2	21	30	25	24	113	52	21..	M3.5X8	T15
SR0030L21-2	21	30	25	24	140	80	21..	M3.5X8	T15
SR0040L30-2	30	40	32	30	135	70	30..	M4X11	T15
SR0040P30-2	30	40	32	30	170	103	30..	M4X11	T15
SR0050M40-2	40	50	40	38	153	80	40..	M5X14	T20

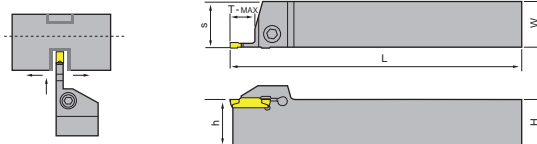
## Grooved cutter tool holder

切槽刀杆



## Grooved cutter tool holder MGEHR/L

切槽刀杆 MGEHR/L



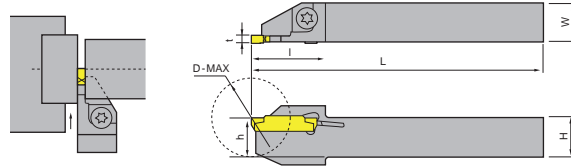
Order No.	Dimensions					Inserts	Screw	Wrench
	H=(h)	W	L	S	T-MAX			
MGEHR/L1616-1.5	16	16	100	16.25	14.5	MGMN150-G	M5x16	T4
MGEHR/L2020-1.5	20	20	125	20.25	14.5			
MGEHR/L2525-1.5	25	25	150	25.25	14.5			
MGEHR/L1212-2	12	12	100	14.25	14.5	MGMN200-G MGMN200-M	M6x20	
MGEHR/L1616-2	16	16	100	16.25	14.5			
MGEHR/L2020-2	20	20	125	20.25	14.5			
MGEHR/L2525-2	25	25	150	25.25	14.5	MGMN250-G MGMN250-M	M5x16	
MGEHR/L1616-2.5	16	16	100	16.30	16.5			
MGEHR/L2020-2.5	20	20	125	20.30	16.5			
MGEHR/L2525-2.5	25	25	150	25.30	16.5			
MGEHR/L1616-3	16	16	100	16.35	18.5			
MGEHR/L2020-3	20	20	125	20.40	18			
MGEHR/L2020-3-T10	20	20	125	20.40	10	MGMN300-G MGMN300-**-M MRMN300-G		
MGEHR/L2525-3	25	25	150	25.40	18			
MGEHR/L2525-3-T10	25	25	150	25.40	10			
MGEHR/L3232-3	32	32	170	32.40	18			
MGEHR/L3232-3-T10	32	32	170	32.40	10			
MGEHR/L2020-4	20	20	125	20.40	18			
MGEHR/L2020-4-T10	20	20	125	20.40	10	MGMN400-G MGMN400-**-M MRMN400-G		
MGEHR/L2525-4	25	25	150	25.40	18			
MGEHR/L2525-4-T10	25	25	150	25.40	10			
MGEHR/L3232-4	32	32	170	32.40	18			
MGEHR/L3232-4-T10	32	32	170	32.40	10			
MGEHR/L2020-5	20	20	150	20.50	23			
MGEHR/L2020-5-T15	20	20	150	20.50	15	MGMN500-G MGMN500-**-M MRMN500-G	M6x25	T5
MGEHR/L2525-5	25	25	150	25.50	23			
MGEHR/L2525-5-T15	25	25	150	25.50	15			
MGEHR/L3232-5	32	32	170	32.50	23			
MGEHR/L3232-5-T15	32	32	170	32.50	15			
MGEHR/L2020-6	20	20	125	20.6	23.0			
MGEHR/L2020-6-T15	20	20	125	20.6	15.0	MGMN600-M MGMN600-**-M MRMN600-M		
MGEHR/L2525-6	25	25	150	25.6	23.0			
MGEHR/L2525-6-T15	25	25	150	25.6	15.0			
MGEHR/L3232-6	32	32	170	32.6	23.0			
MGEHR/L3232-6-T15	32	32	170	32.6	15.0			
MGEHR/L2525-8	25	25	150	26.1	28.0			
MGEHR/L2525-8-T15	25	25	150	26.1	15.0	MGMN800-M		
MGEHR/L3232-8	32	32	170	33.1	25.0			
MGEHR/L3232-8-T15	32	32	170	33.1	16.0			
MGEHR/L2525-6A	25	25	150	25.6	23.0	MGMN600-A		
MGEHR/L2525-6A-T15	25	25	150	25.6	15.0			
MGEHR/L3232-6A	32	32	170	32.6	23.0			
MGEHR/L3232-6A-T15	32	32	170	32.6	15.0			
MGEHR/L2525-8A	25	25	150	26.1	28.0			
MGEHR/L2525-8A-T15	25	25	150	26.1	16.0			
MGEHR/L3232-8A	32	32	170	33.1	28.0	MGMN800-A		
MGEHR/L3232-8A-T15	32	32	170	33.1	15.0			





## Groove cutting tool holder MGEHR/L

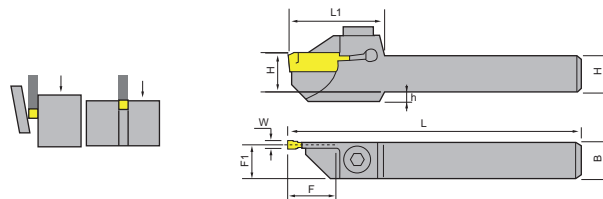
切槽切断刀杆 MGEHR/L



Order No.	Dimensions					Inserts	Screw	Wrench
	D-MAX	H=h	W	L	t			
MGEHR/L1010-1.5	20	10	10	125	1.5	MGMN150	M6x16	T15
MGEHR/L1212-1.5	25	12	12	125	1.5			
MGEHR/L1010-2.0	20	10	10	125	2.0	MGMN200		
MGEHR/L1212-2.0	25	12	12	125	2.0			
MGEHR/L1616-2.0	32	16	16	125	2.0	MGMN250		
MGEHR/L1010-2.5	20	10	10	125	2.5			
MGEHR/L1212-2.5	25	12	12	125	2.5			
MGEHR/L1616-2.5	32	16	16	125	2.5			

## External diameter groove tool holder DGTR/L

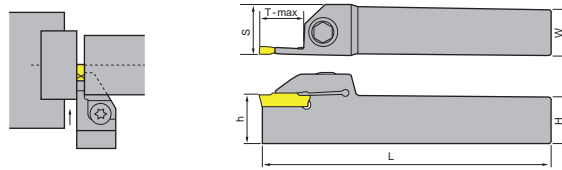
外径切槽刀杆 DGTR/L



Order No.	Dimensions								Inserts
	W	H	B	L	L1	F	F1	h	
DGTR/L 10B-2D30	2.2	10	10	140	29.6	15	9.2	6.6	DGN22.. DGR22..
DGTR/L 12B-2D30	2.2	12	12	140	29.6	15	11.2	3.5	
DGTR/L 16B-2D32	2.2	16	16	140	30.6	16	15.2	-	
DGTR/L 20B-2D35	2.2	20	20	140	32.1	17.5	19.2	-	
DGTR/L 25B-2D35	2.2	25	25	140	32.1	17.5	24.2	-	
DGTR/L 12B-3D30	3.1	12	12	140	29.6	15	10.8	3.5	DGN31..
DGTR/L 16B-3D35	3.1	16	16	140	32.1	16	14.8	2.6	
DGTR/L 20B-3D40	3.1	20	20	140	35.6	20	18.8	-	
DGTR/L 25B-3D40	3.1	25	25	140	35.6	20	23.8	-	

## Groove (cutting) tool holder TTER/L

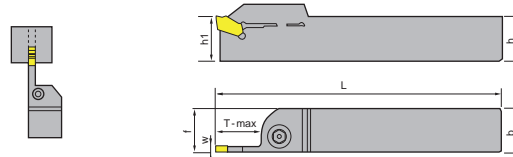
切槽(断)刀杆 TTER/L



Order No.	Dimensions					Inserts	Screw	Wrench
	T(max)	H=(h)	W	L	S			
TTER/L1616-2.0	14	16	16	110	15.1	TD..2	M5X16	L4.0
TTER/L2020-2.0	14	20	20	125	19.1			
TTER/L2525-2.0	14	25	25	150	24.1	TD..3	M5X16	L4.0
TTER/L1616-3.0	18	16	16	110	14.8			
TTER/L2020-3.0	18	20	20	125	18.8	TD..4	M6X16	L5.0
TTER/L2525-3.0	18	25	25	150	23.8			
TTER/L1616-4.0	18	16	16	110	14.5	TD..5	M8X20	L6.0
TTER/L2020-4.0	18	20	20	125	18.5			
TTER/L2525-4.0	18	25	25	150	23.5	TD..5	M8X20	L6.0
TTER/L2525-5.0	23	25	25	150	23.1			
TTER/L3232-5.0	23	32	32	170	29.1			

## External diameter groove tool holder ZQ..R/L

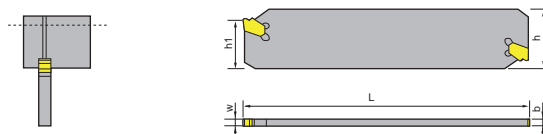
外径切槽刀杆 ZQ..R/L



Order No.	Dimensions							Inserts	Screw	Wrench
	w	b	h	L	h1	f	Tamx			
ZQ1616R/L-03	3.125	16	16	100	16	16.4	18	SP300	M5x25	L4
ZQ2020R/L-03	3.125	20	20	125	20	20.4	20			
ZQ2525R/L-03	3.125	25	25	150	25	25.4	20			
ZQ3225R/L-03	3.125	25	32	170	32	25.4	25	SP400	M6x25	L5
ZQ1616R/L-04	4.125	16	16	100	16	16.4	18			
ZQ2020R/L-04	4.125	20	20	125	20	20.4	20			
ZQ2525R/L-04	4.125	25	25	150	25	25.4	20			
ZQ3225R/L-04	4.125	32	32	170	32	25.4	25	SP500	M6x25	L5
ZQ2525R/L-05	5.125	25	25	150	25	25.5	25			
ZQ3232R/L-05	5.125	32	32	170	32	32.5	25	SP600	M6x25	L5
ZQ2525R/L-06	6.4	25	25	150	25	25.5	32			
ZQ3232R/L-06	6.4	32	32	170	32	32.5	32			

## External diameter groove tool holder SPB

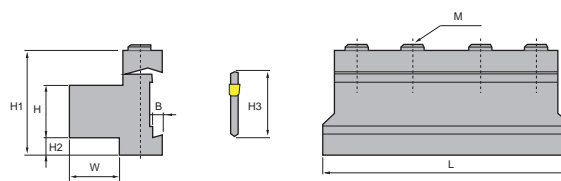
外径切槽刀杆 SPB



Order No.	Dimensions					Inserts
	w	b	h	L	h1	
SPB26-2	2	1.6	26	110	21	SP200
SPB26-3	3	2.4	26	110	21	SP300
SPB26-4	4	3.2	26	110	21	SP400
SPB26-5	5	4.2	26	110	21	SP500
SPB32-2	2	1.6	32	150	27	SP200
SPB32-3	3	2.4	32	150	27	SP300
SPB32-4	4	3.2	32	150	27	SP400
SPB32-5	5	4.2	32	150	27	SP500
SPB32-6	6	5.2	32	150	27	SP600

## External diameter groove face milling SMBB

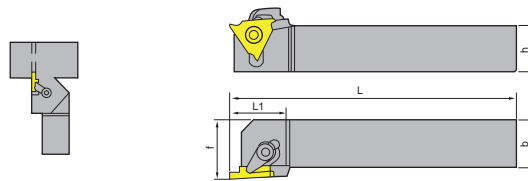
外径切槽刀座 SMBB



Order No.	Dimensions								Wrench
	H	W	H3	L	H1	H2	B	M	
SMBB1626	16	12	26	86	43	13	5.3	3-M6	T5
SMBB2026	20	19	26	86	43	9	5.3	3-M6	
SMBB2032	20	19	32	100	50	13	5.3	3-M6	
SMBB2526	25	23	26	86	43	4	5.3	4-M6	
SMBB2532	25	23	32	110	50	8	5.3	4-M6	
SMBB3232	32	30	32	110	54	5	5.3	4-M6	

## External diameter groove tool holder CGBR/L

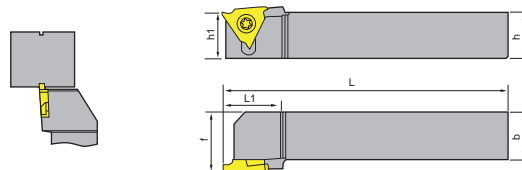
外径切槽刀杆 CGBR/L



Order No.	Dimensions						Inserts	Clamp	Screw	Wrench
	b	h	L	L1	h1	f				
CGBR/L1616H22-1	16	16	100	26	16	20	GB43R/L100-195	-	M5x12	T20
CGBR/L1616H22-2	16	16	100	26	16	20	GB43R/L200-250			
CGBR/L1616H22-3	16	16	100	26	16	20	GB43R/L300-450			
CGBR/L2020K22-1	20	20	125	26	20	25	GB43R/L100-195			
CGBR/L2020K22-2	20	20	125	26	20	25	GB43R/L200-250			
CGBR/L2020K22-3	20	20	125	26	20	25	GB43R/L300-450			
CGBR/L2525M22-1	25	25	150	26	25	32	GB43R/L100-195			
CGBR/L2525M22-2	25	25	150	26	25	32	GB43R/L200-250			
CGBR/L2525M22-3	25	25	150	26	25	32	GB43R/L300-450			

## External diameter groove tool holder KTGFR/L

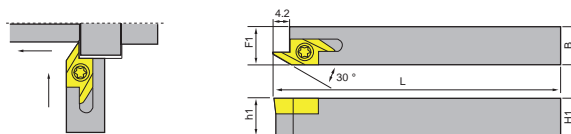
外径切槽刀杆 KTGFR/L



Order No.	Dimensions						Inserts	Screw	Wrench
	b	h	L	L1	h1	f			
KTGFR/L1616H-16F	16	16	100	22	16	16	TGF32R/L	M3.5x10	T15
KTGFR/L2020K-16F	20	20	125	26	20	20			
KTGFR/L2525M-16F	25	25	150	26	25	25			
KTGFR/L1616H-16	16	16	100	22	16	20			
KTGFR/L2020K-16	20	20	125	26	20	25			
KTGFR/L2525M-16	25	25	150	26	25	32			

## External diameter groove tool holder SABS-40F

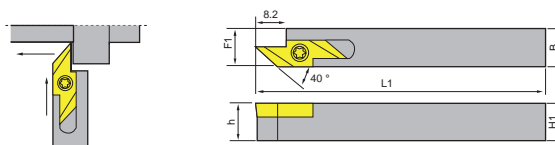
外径切槽刀杆 SABS-40F



Order No.	Dimensions				Inserts	Screw	Wrench
	H1=h	B	L1	F1			
SABEWR1010JX-40F	10	10	120	10.2	ABS15R40	SB-3080TR	T10
SABEWR1212JX-40F	12	12	120	12.2			
SABEWR1616JX-40F	16	16	120	16.2			
SABWR1212F-40F	12	12	85	12.2			
SABWR2020K-40F	20	20	125	20.2			

## External diameter groove tool holder SABW-50F

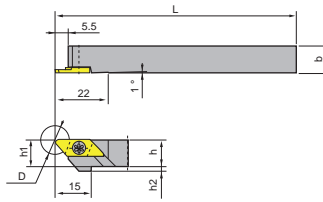
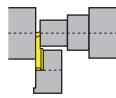
外径切槽刀杆 SABW-50F



Order No.	Dimensions				Inserts	Screw	Wrench
	H1=h	B	L1	F1			
SABEWR1010JX-50F	10	10	120	10.2	ABW23R50	SB-3080TR	T10
SABEWR1212JX-50F	12	12	120	12.2			
SABEWR1616JX-50F	16	16	120	16.2			
SABEWR2020K-50F	20	20	125	20.2			

## Groove (cutting) tool holder CTPR/L

切槽(断)刀杆 CTPR/L

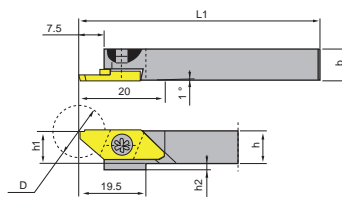
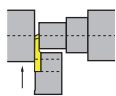


Order No.	Dimensions						Inserts	Screw	Wrench
	D	h	b	h1	h2	L			
CTPR/L08	12	12	8	8	4	120	CTP	M4x10	T15
CTPR/L10	12	12	10	10	2	120			
CTPR/L12	12	12	12	12	0	120			
CTPR/L16	12	12	16	16	0	120			

Indexable tools holder and facing cutter

## Groove (cutting) tool holder CTPAR/L

切槽(断)刀杆 CTPAR/L

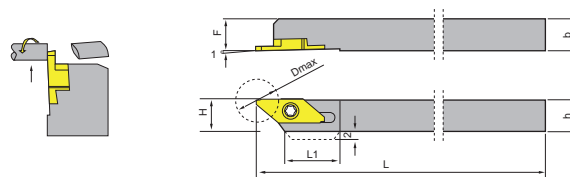


Order No.	Dimensions						Inserts	Screw	Wrench
	D	h	b	h1	h2	L			
CTPAR/L10	16	10	10	10	2	120	CTPA	M4x10	T15
CTPAR/L12	16	12	12	12	0	120		M4x12	
CTPAR/L16	16	16	16	16	0	120			
CTPAR/L20	16	20	20	20	0	120			



## Groove (cutting) tool holder KTKFL/R

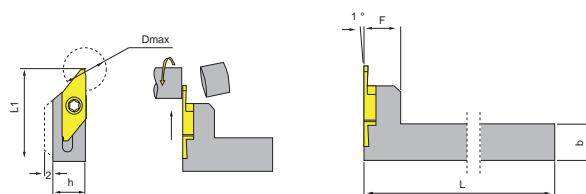
切槽(断)刀杆 KTKFL/R



Order No.	Dimensions						Inserts	Screw	Wrench
	D	b	h	F	L	L1			
KTKFL/R1010K-12	12	10	10	10	125	15	TKF12R/L TKFB12R/L	M4X10	T15
KTKFL/R1212K-12	12	12	12	12	85	-			
KTKFL/R1212M-12	12	12	12	12	150	-			
KTKFL/R1616M-12	12	16	16	16	150	-			
KTKFL/R2020M-12	12	20	20	20	150	-			
KTKFL/R1010K-16	16	10	10	10	125	20	TKF16R/L TKFB16R/L	M4X10	T15
KTKFL/R1212K-16	16	12	12	12	85	-			
KTKFL/R1212M-16	16	12	12	12	150	-			
KTKFL/R1616M-16	16	16	16	16	150	-			
KTKFL/R2020M-16	16	20	20	20	150	-			

## Groove (cutting) tool holder KTKFL

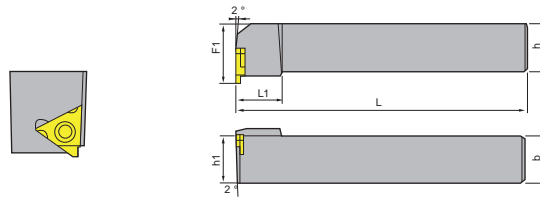
切槽(断)刀杆 KTKFL



Order No.	Dimensions						Inserts	Screw	Wrench
	D	b	h	F	L	L1			
KTKFL1010F-12-A90	12	10	10	10	80	16	TKF12R TKFB12R	M4X10	T15
KTKFL1212F-12-A90	12	12	12	12	80	20			
KTKFL1616H-12-A90	12	16	16	16	100	24			
KTKFL2020K-12-A90	12	20	20	20	125	30			
KTKFL1010K-16-A90	16	10	10	10	80	20	TKF16R TKFB16R	M4X10	T15
KTKFL1212F-16-A90	16	12	12	12	80	20			
KTKFL1616H-16-A90	16	16	16	16	100	24			
KTKFL2020K-16-A90	16	20	20	20	125	30			

## External diameter groove tool holder STGFSR/L

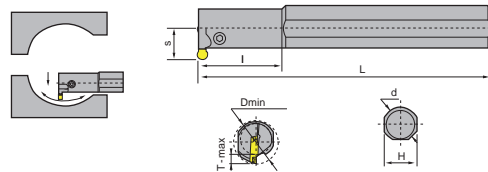
外径切槽刀杆 STGFSR/L



Order No.	Dimensions						Inserts	Screw	Wrench
	h	b	F1	h1	L1	L			
STGFSR/L1616H16	16	16	20	16	20	100	TGF32R/L	M4x10	T15
STGFSR/L2020K16	20	20	25	20	22	125			
STGFSR/L2525M16	25	25	32	25	25	150			

## Inside hole groove tool holder MGIVR/L

内孔槽刀杆 MGIVR/L

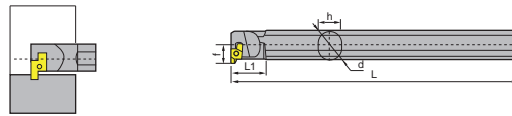


Order No.	Dimensions								Inserts	Screw	Wrench
	T-MAX	ΦD	Φd	L	I	H	S				
MGIVR/L2016-1.5	4	20	16	125	35	15	11.3	MGMN150-G	M3x10	T2.5	
MGIVR/L2520-1.5	4	25	20	150	45	18	13.1		M5x17	T4.0	
MGIVR/L2925-1.5	4	29	25	200	45	23	16.2		M3x10	T2.5	
MGIVR/L2016-2	5	20	16	125	35	15	12.4	MGMN200-G MGMN200-M	M3x10	T2.5	
MGIVR/L2520-2	5	25	20	150	45	18	14.0		M5x13	T2.5	
MGIVR/L2925-2	5	29	25	200	45	23	17.2		M3x10	T4.0	
MGIVR/L2016-2.5	6	20	16	125	35	15	12.5	MGMN250-G MGMN250-M	M3x10	T4.0	
MGIVR/L2520-2.5	6	25	20	150	45	18	15.1		M5x13	T2.5	
MGIVR/L2925-2.5	6	29	25	200	45	23	18.2		M5x17	L4.0	
MGIVR/L2520-3	6	20	150	45	25	18	15.6	MGMN300-M			
MGIVR/L3125-3	6	25	200	45	31	23	18.9	MGMN300-**-M			
MGIVR/L3732-3	6	32	250	65	37	30	21.5	MRMN300-M			
MGIVR/L2520-4	6	20	150	45	35	18	12.6	MGMN400-M			
MGIVR/L3125-4	6	25	200	45	31	23	18.9	MGMN400-**-M			
MGIVR/L3732-4	6	32	250	65	37	30	21.5	MRMN400-M			
MGIVR/L3125-5	8	25	200	45	31	23	19.4	MGMN500-M MGMN500-**-M MRMN500-M			
MGIVR/L3732-5	8	32	250	65	37	30	21.5	MGMN600-M MGMN600-**-M MRM6300-M			
MGIVR/L3125-6	8	23	200	45	31	23	19.4	MRMN800-M			
MGIVR/L3732-6	8	32	250	65	37	30	21.5	MRMN600-A			
MGIVR/L3732-8	10	32	250	65	37	30	23.4	MRMN800-A			
MGIVR/L4540-8	10	40	300	70	45	37	27.2				
MGIVR/L3732-6A	8	25	200	45	31	23	19.4				
MGIVR/L4540-6A	8	32	250	65	37	30	21.5				
MGIVR/L3732-8A	10	32	250	65	37	30	23.4				
MGIVR/L4540-8A	10	40	300	70	45	37	27.2				



## Internal diameter groove cutting tool holder SNGR/L

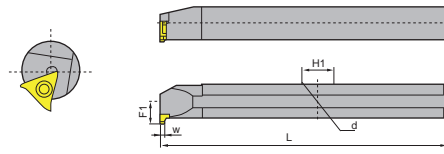
内径切槽刀杆 SNGR/L



Order No.	Dimensions						Inserts	Screw	Wrench
	Tmax	Φd	F	L1	L	H			
S08H-SNGR/L06	2	8	4.7	15	100	7	6GR/L	M2.2x4	T7
S08H-SNGR/L07	2	8	5.8	15	100	7	7GR/L	M2.5x6	
S10K-SNGR/L07	2	10	6.8	15	125	8	8GR/L		
S10K-SNGR/L08	3.5	10	7.6	20	125	8	9GR/L		
S12M-SNGR/L08	3.5	12	8.6	20	150	11			T8
S16Q-SNGR/L09	3.5	16	11.6	20	180	14.8			
S20R-SNGR/L09	3.5	20	13.6	20	200	18.4			
H08H-SNGR/L06	2	8	4.7	15	100	7	6GR/L	M2.2x4	T7
H08H-SNGR/L07	2	8	5.8	15	100	7	7GR/L	M2.5x6	
H10K-SNGR/L07	2	10	6.8	15	125	8	8GR/L		
H10K-SNGR/L08	3.5	10	7.6	20	125	8	9GR/L		
H12M-SNGR/L08	3.5	12	8.6	20	150	11			
H16Q-SNGR/L09	3.5	16	11.6	20	180	14.8			
H20R-SNGR/L09	3.5	20	13.6	20	200	18.4			T8

## Internal diameter groove cutting tool holder KTGFR/L

内径切槽刀杆 KTGFR/L

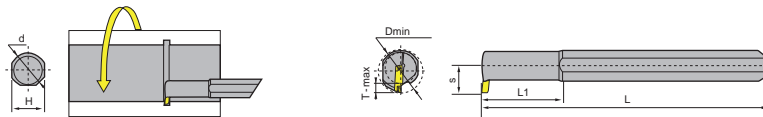


Order No.	Dimensions					Inserts	Screw	Wrench
	Tmax	Dmin	Φd	L	H			
S16Q-KTGFR/L16	2.5	20	16	180	14.5	TGF32L/R	M4x10	T15
S20R-KTGFR/L16	2.5	25	20	200	18.47			
S25S-KTGFR/L16	2.5	30	25	250	23			
S32T-KTGFR/L16	2.5	38	32	300	30			

Indexable tools holder and facing cutter

## Internal diameter groove cutting tool holder TTIR/L

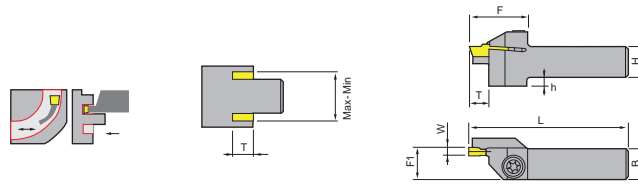
内径切槽刀杆 TTIR/L



Order No.	Dimensions							Inserts	Screw	Wrench	
	ΦDmin	Φd	T(max)	L	L1	H	S				
TTIR/L16-2C	25	16	8.5	125	-	7.5	16.5	TDC/J2	M5X10	T4.0	
TTIR/L20-2C	25	20	6.0	160	40	9.0	15.8		M5X12		
TTIR/L25-2C	25	25	5.0	200	40	11.5	17.5	M5X16			
TTIR/L20-3C	25	20	6.0	160	40	9.0	15.8	TDC/J3	M5X12		
TTIR/L25-3C	25	25	5.1	200	40	11.5	17.5		M5X16		
TTIR/L32-3C	31	32	4.7	250	60	14.0	19.8	M5X16	TDC/J4	T5.0	
TTIR/L20-4C	25	20	6.0	160	40	9.0	15.8	M5X12			
TTIR/L25-4C	25	25	5.2	200	40	11.5	17.5	M5X16			
TTIR/L32-4C	31	32	4.7	250	60	14.0	20.8	M5X16			
TTIR/L25-5C	25	25	5.2	200	40	11.5	17.3	TDC/J5	M6X16	T4.0	
TTIR/L32-5C	31	32	4.7	250	60	14.0	20.8		M6X20		
TTIR/L25-3C-T8	32	25	8.0	200	40	11.5	21.5	TDC/J3	M5X16		T5.0
TTIR/L32-3C-T10	40	32	10.0	250	60	15.0	27		M5X20		
TTIR/L40-3C-T12	50	40	12.0	300	65	19.0	33	M5X25			
TTIR/L25-4C-T8	32	25	8.0	200	40	11.5	21.5	TDC/J4	M5X16	T4.0	
TTIR/L32-4C-T10	40	32	10.0	250	60	15.0	27		M5X20		
TTIR/L40-4C-T12	50	40	12.0	300	65	19.0	33	M5X25			
TTIR/L50-4C-T14	60	50	14.0	350	70	23.5	40	M6X20	TDC/J5		T5.0
TTIR/L32-5C-T10	40	32	10.0	250	60	15.0	27	M6X25			
TTIR/L40-5C-T12	50	40	12.0	300	65	19.0	33	M6X20			
TTIR/L50-5C-T12	60	50	12.0	350	70	23.5	40	M6X25			

## End face grooving tool holder HGHR

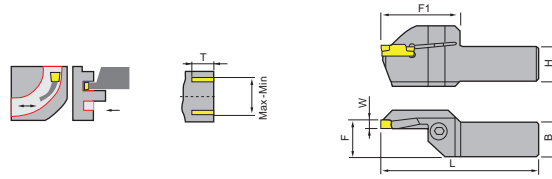
端面切槽刀杆 HGHR



Order No.	Dimensions										Inserts
	W	H	B	L	T	F	F1	Max	Min	h	
HGHR/L 1010-12-3T6	3	10	10	120	6	19	9.5	12	16	2	GRIP300
HGHR/L 1010-16-3T6	3	10	10	120	6	19	9.5	16	25	2	
HGHR/L 1212-12-3T6	3	12	12	120	6	19	11	12	16	-	
HGHR/L 1212-16-3T6	3	12	12	120	6	19	11	16	25	-	
HGHR/L 1616-12-3T6	3	16	16	120	6	19	15	12	16	-	
HGHR/L 1616-16-3T6	3	16	16	120	6	19	15	16	25	-	
HGHR/L 2020-12-3T6	3	20	20	120	6	19	20	12	16	-	
HGHR/L 2020-16-3T6	3	20	20	120	6	19	20	16	25	-	
HGHR/L 2525-12-3T6	3	25	25	120	6	19	25	12	16	-	
HGHR/L 2525-16-3T6	3	25	25	120	6	19	25	16	25	-	

## End face grooving tool holder HFHR

端面切槽刀杆 HFHR



Order No.	Dimensions										Inserts
	W	H	B	L	T	F	F1	Max	Min	h	
HFHR 20-25-4T12	4	20	20	140	12	20.6	39	6.2	25	29	GRIP400
HFHR 20-29-4T12	4	20	20	140	12	20.6	39	6.2	29	34	
HFHR 20-34-4T20	4	20	20	140	20	20.6	39	-	34	40	
HFHR 20-40-4T25	4	20	20	140	25	20.6	44	-	40	48	
HFHR 20-48-4T25	4	20	20	140	25	20.6	44	-	48	60	
HFHR 20-60-4T25	4	20	20	140	25	20.6	44	-	60	75	
HFHR 20-75-4T25	4	20	20	140	25	20.6	44	-	75	100	
HFHR 25-100-4T25	4	25	25	150	25	25.6	44	-	100	140	
HFHR 25-140-4T25	4	25	25	150	25	25.6	44	-	140	240	
HFHR 25-240-4T25	4	25	25	150	25	25.6	44	-	240	800	
HFHR 25-25-4T12	4	25	25	150	12	25.6	39	6.2	25	29	
HFHR 25-29-4T12	4	25	25	150	12	25.6	39	6.2	29	34	
HFHR 25-34-4T20	4	25	25	150	20	25.6	39	-	34	40	
HFHR 25-40-4T25	4	25	25	150	25	25.6	44	-	40	48	
HFHR 25-48-4T25	4	25	25	150	25	25.6	44	-	48	60	
HFHR 25-60-4T25	4	25	25	150	25	25.6	44	-	60	75	
HFHR 25-75-4T25	4	25	25	150	25	25.6	44	-	75	100	

